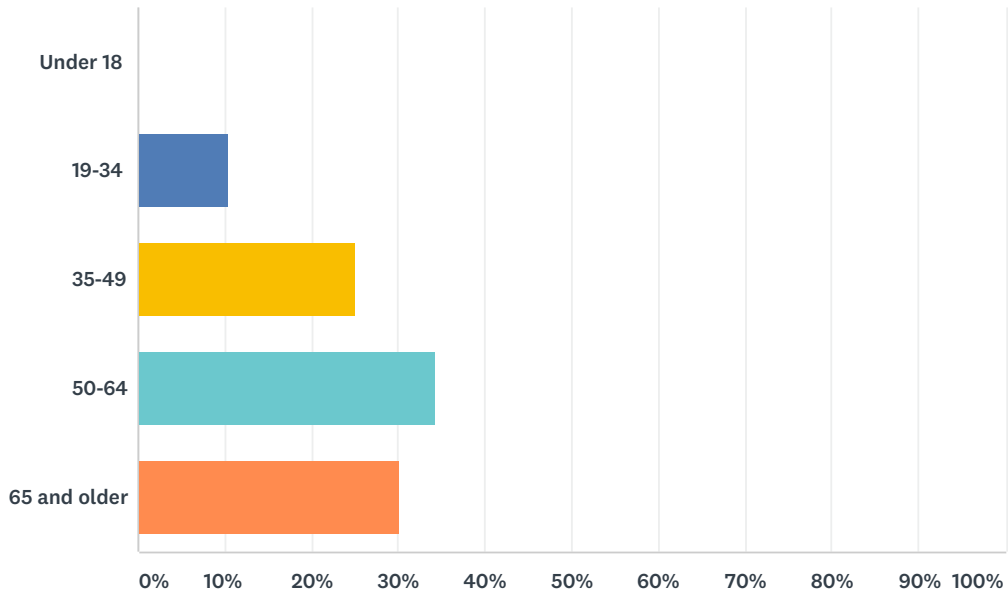


Q1 Which of the following categories describes your age?

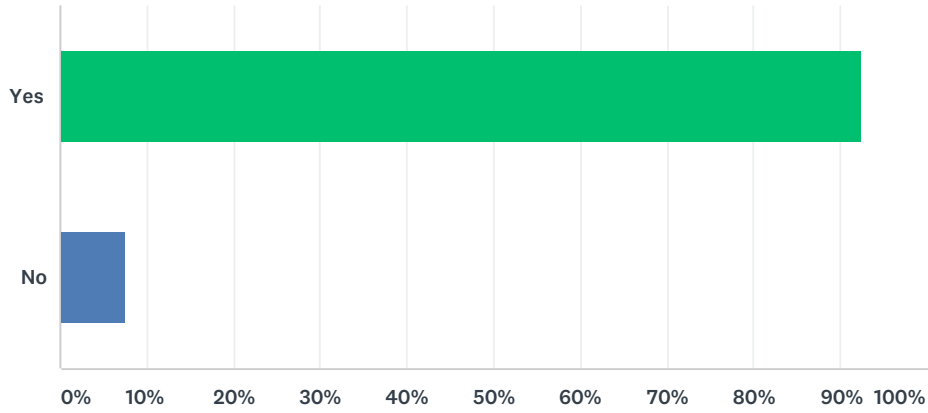
Answered: 1,117 Skipped: 10



ANSWER CHOICES	RESPONSES	
Under 18	0.00%	0
19-34	10.47%	117
35-49	25.16%	281
50-64	34.29%	383
65 and older	30.08%	336
TOTAL		1,117

Q2 Is Glynn County your primary residence?

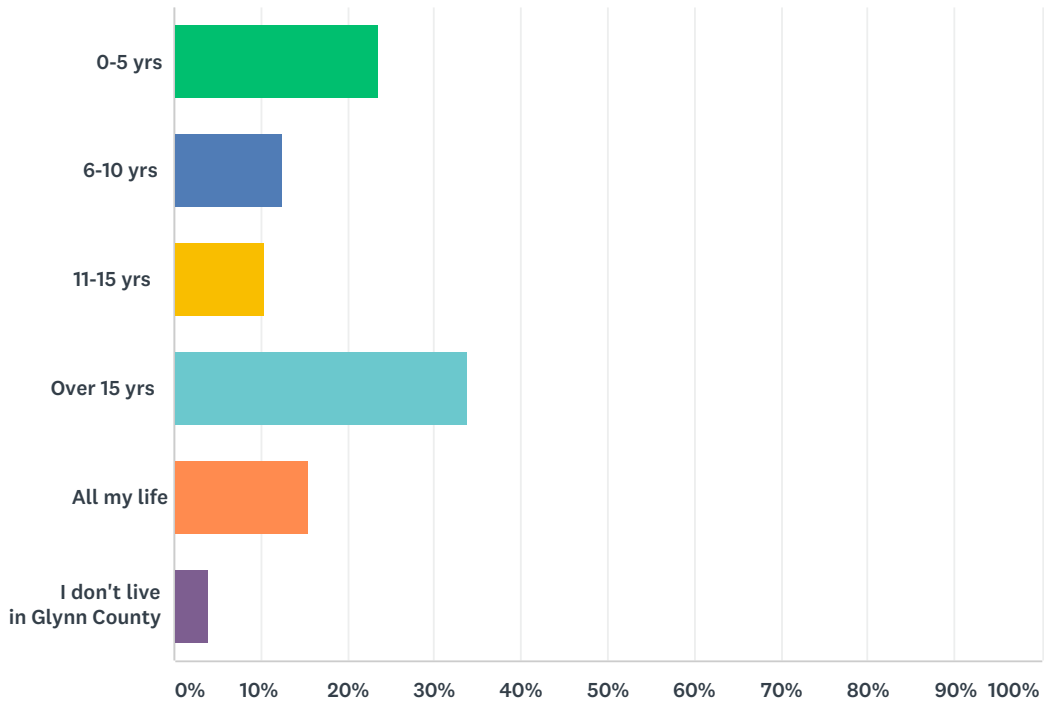
Answered: 1,117 Skipped: 10



ANSWER CHOICES	RESPONSES	
Yes	92.48%	1,033
No	7.52%	84
TOTAL		1,117

Q3 How long have you lived in Glynn County?

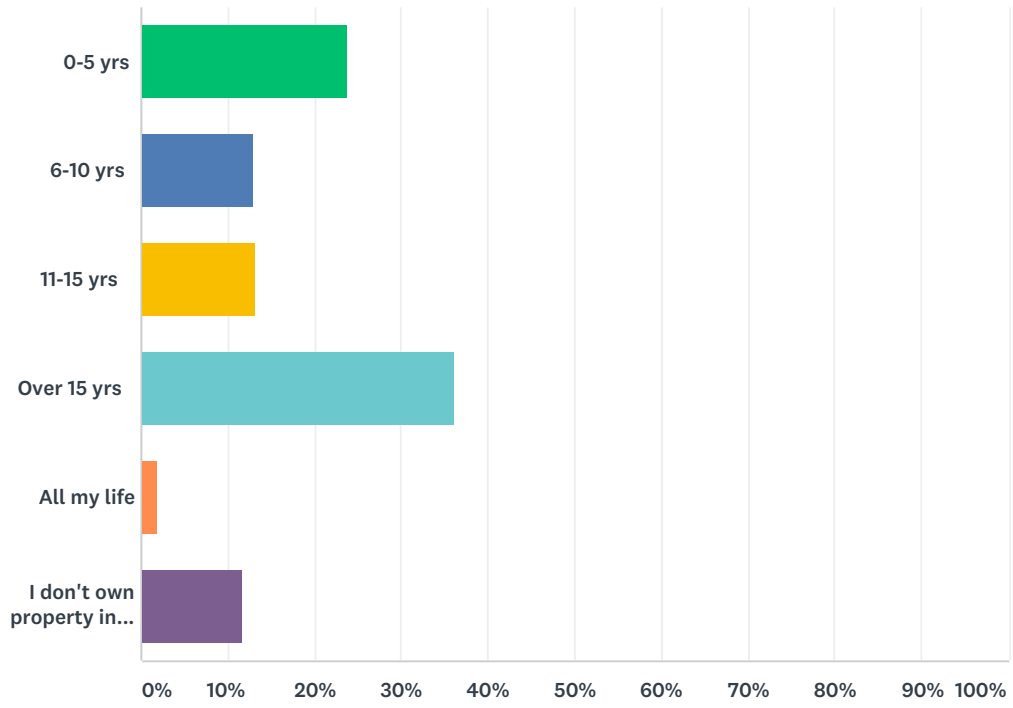
Answered: 1,115 Skipped: 12



ANSWER CHOICES	RESPONSES	
0-5 yrs	23.68%	264
6-10 yrs	12.56%	140
11-15 yrs	10.40%	116
Over 15 yrs	33.81%	377
All my life	15.52%	173
I don't live in Glynn County	4.04%	45
TOTAL		1,115

Q4 How long have you owned property in Glynn County?

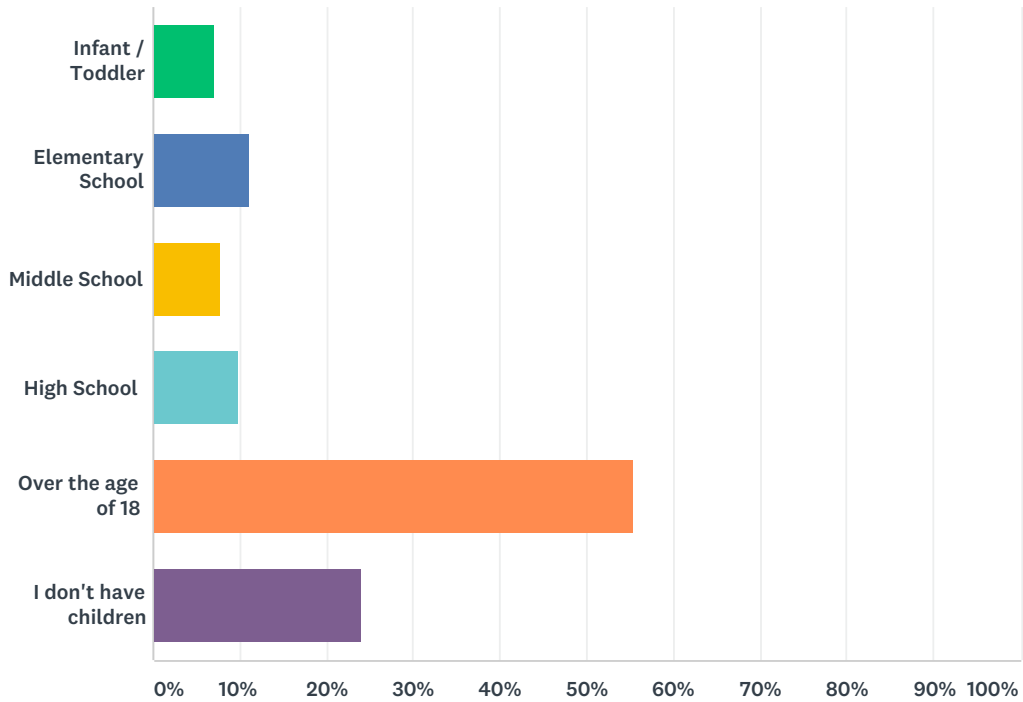
Answered: 1,119 Skipped: 8



ANSWER CHOICES	RESPONSES	
0-5 yrs	23.86%	267
6-10 yrs	13.05%	146
11-15 yrs	13.14%	147
Over 15 yrs	36.19%	405
All my life	1.97%	22
I don't own property in Glynn County	11.80%	132
TOTAL		1,119

Q5 Which of the following best describes the age(s) of your children? (select all that apply)

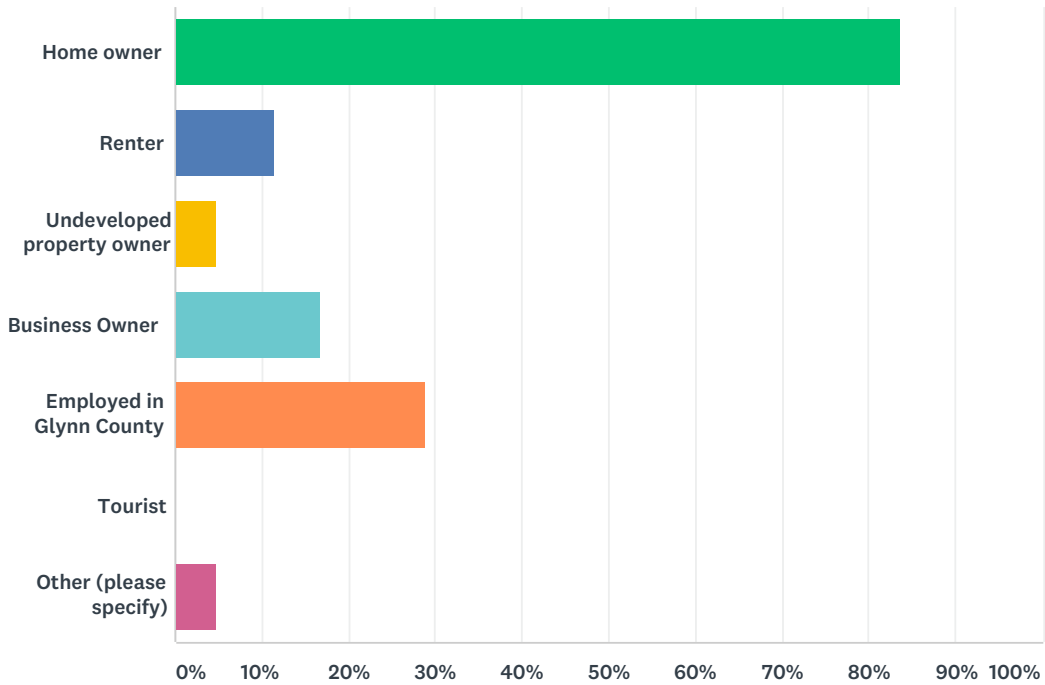
Answered: 1,119 Skipped: 8



ANSWER CHOICES	RESPONSES	
Infant / Toddler	7.15%	80
Elementary School	10.99%	123
Middle School	7.77%	87
High School	9.83%	110
Over the age of 18	55.50%	621
I don't have children	24.04%	269
Total Respondents: 1,119		

Q6 Which of the following describes your current status? (choose all that apply)

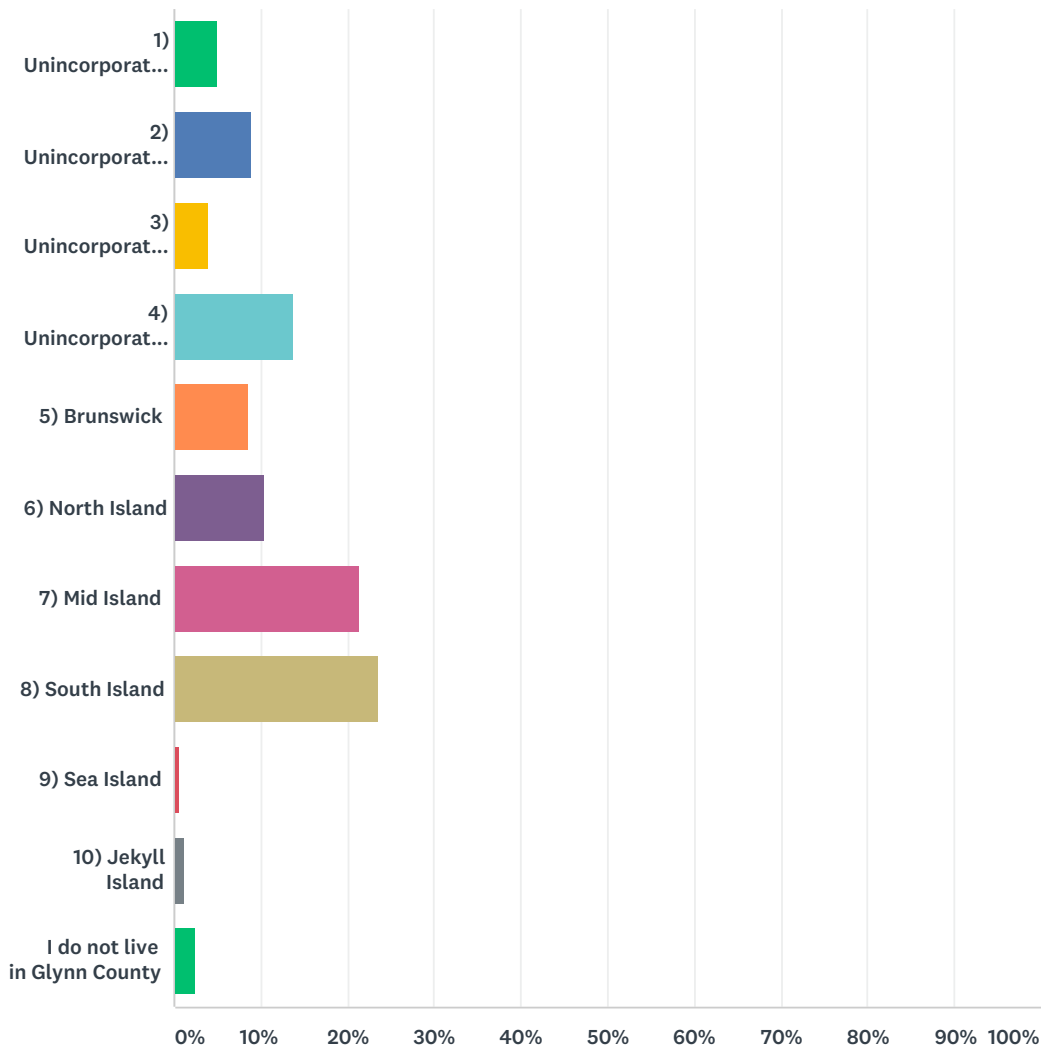
Answered: 1,118 Skipped: 9



ANSWER CHOICES	RESPONSES	
Home owner	83.72%	936
Renter	11.54%	129
Undeveloped property owner	4.74%	53
Business Owner	16.73%	187
Employed in Glynn County	28.89%	323
Tourist	0.27%	3
Other (please specify)	4.74%	53
Total Respondents: 1,118		

Q7 Using the map shown above, select the geographic area of the County where you live.

Answered: 1,120 Skipped: 7



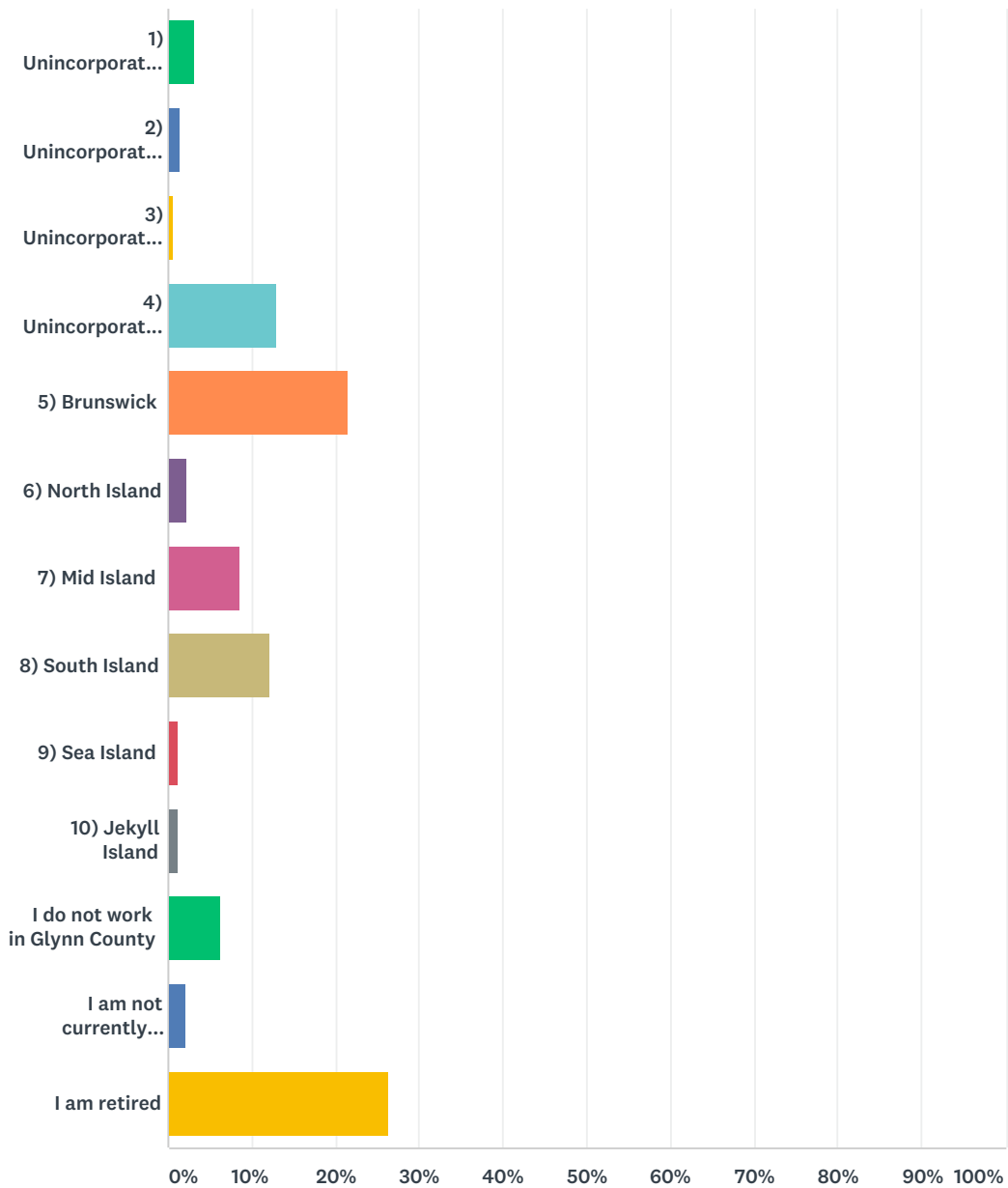
ANSWER CHOICES	RESPONSES	
1) Unincorporated West Glynn, North of 341	5.00%	56
2) Unincorporated West Glynn, Turtle River Area	8.93%	100
3) Unincorporated West Glynn, South of 82	4.02%	45
4) Unincorporated Glynn, East of I-95	13.75%	154
5) Brunswick	8.48%	95
6) North Island	10.45%	117
7) Mid Island	21.43%	240
8) South Island	23.66%	265
9) Sea Island	0.54%	6

Glynn County Comprehensive Plan

10) Jekyll Island	1.16%	13
I do not live in Glynn County	2.59%	29
TOTAL		1,120

Q8 Using the map shown above, select the geographic area of the County where you work.

Answered: 1,119 Skipped: 8



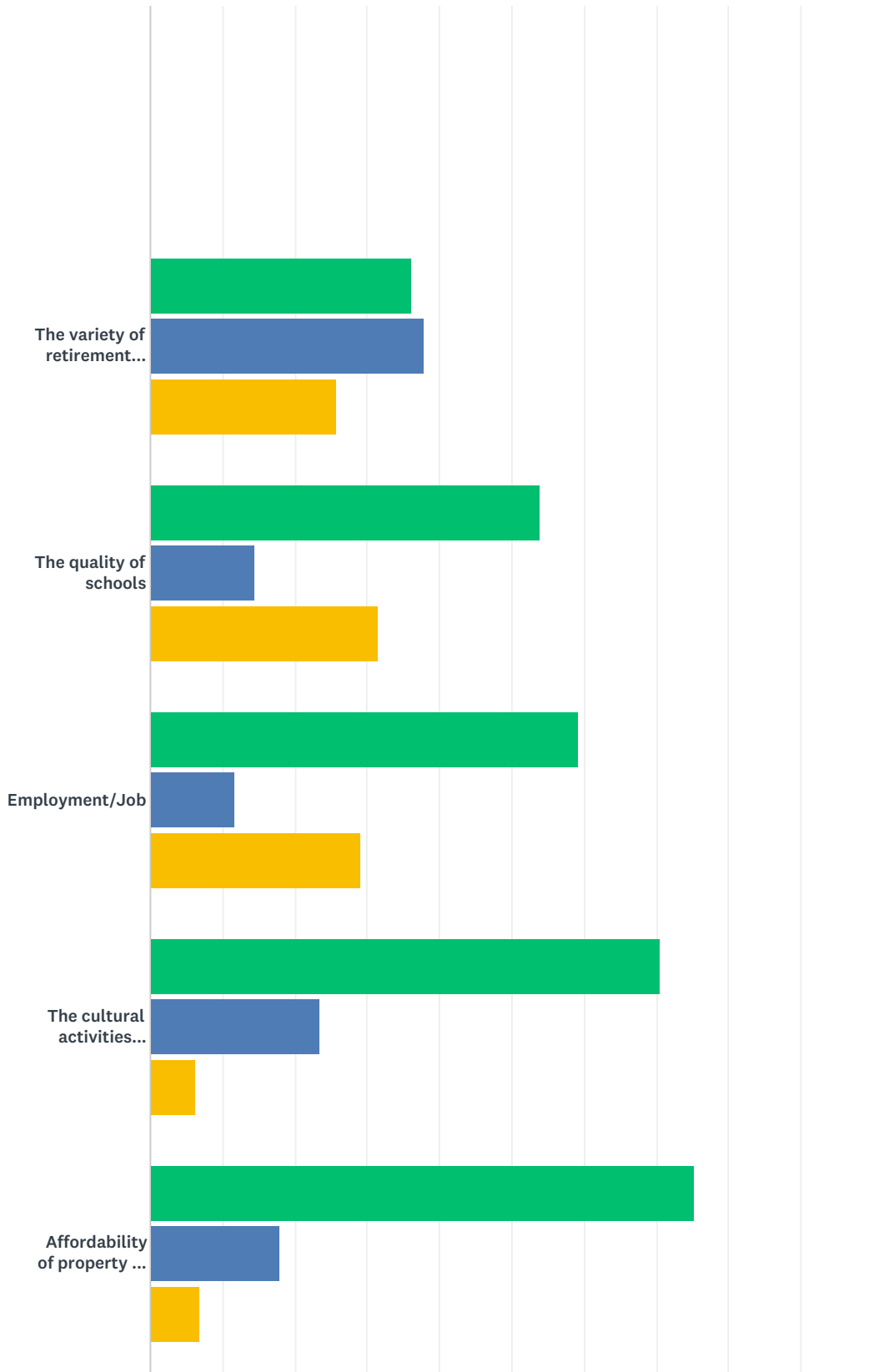
ANSWER CHOICES	RESPONSES	
1) Unincorporated West Glynn, North of 341	3.13%	35
2) Unincorporated West Glynn, Turtle River Area	1.43%	16
3) Unincorporated West Glynn, South of 82	0.54%	6
4) Unincorporated Glynn, East of I-95	13.05%	146
5) Brunswick	21.54%	241

Glynn County Comprehensive Plan

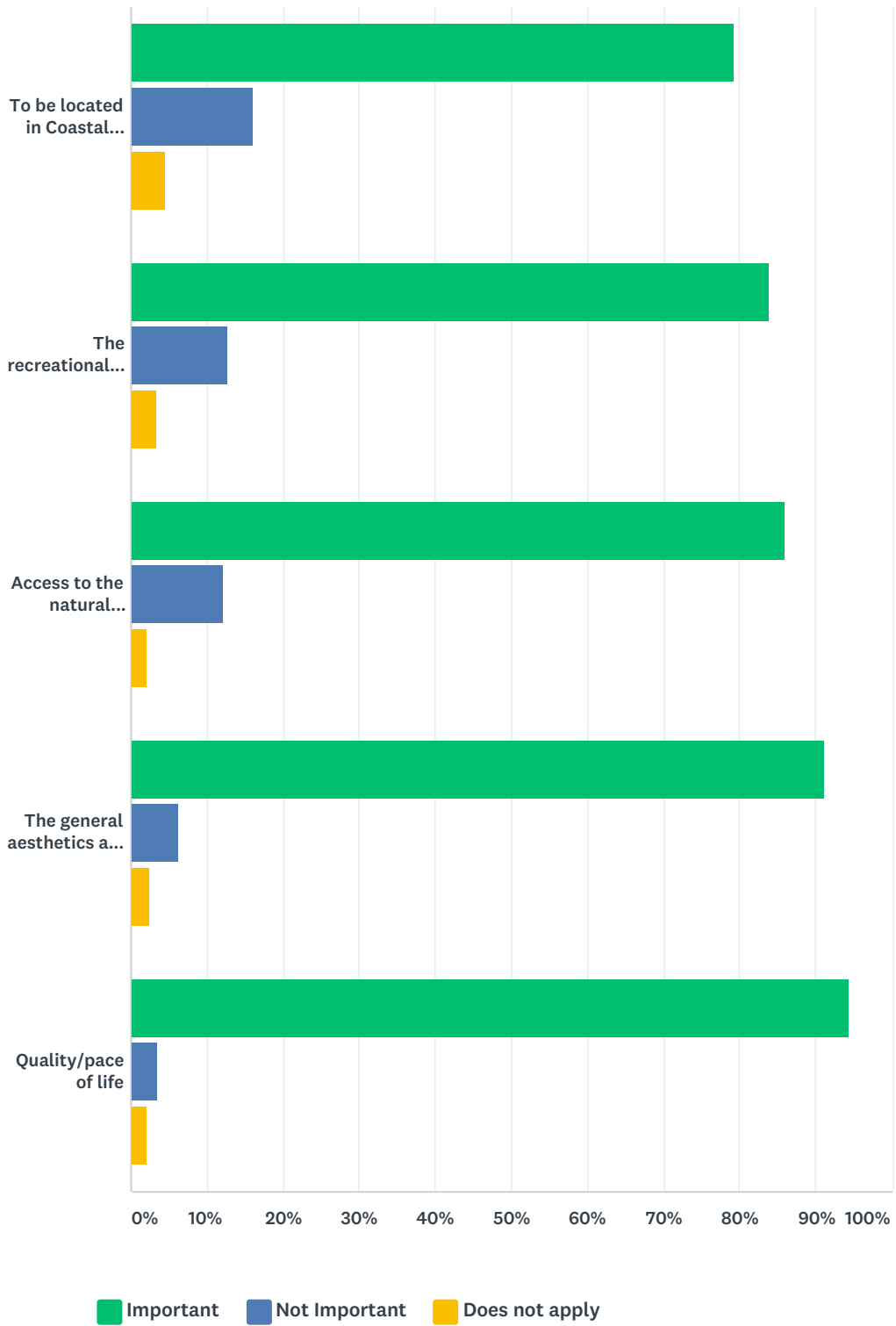
6) North Island	2.32%	26
7) Mid Island	8.58%	96
8) South Island	12.15%	136
9) Sea Island	1.25%	14
10) Jekyll Island	1.34%	15
I do not work in Glynn County	6.26%	70
I am not currently employed	2.06%	23
I am retired	26.36%	295
TOTAL		1,119

Q9 Please rate the following characteristics based on importance for why you choose to live, work, or own property in Glynn County.

Answered: 1,118 Skipped: 9



Glynn County Comprehensive Plan



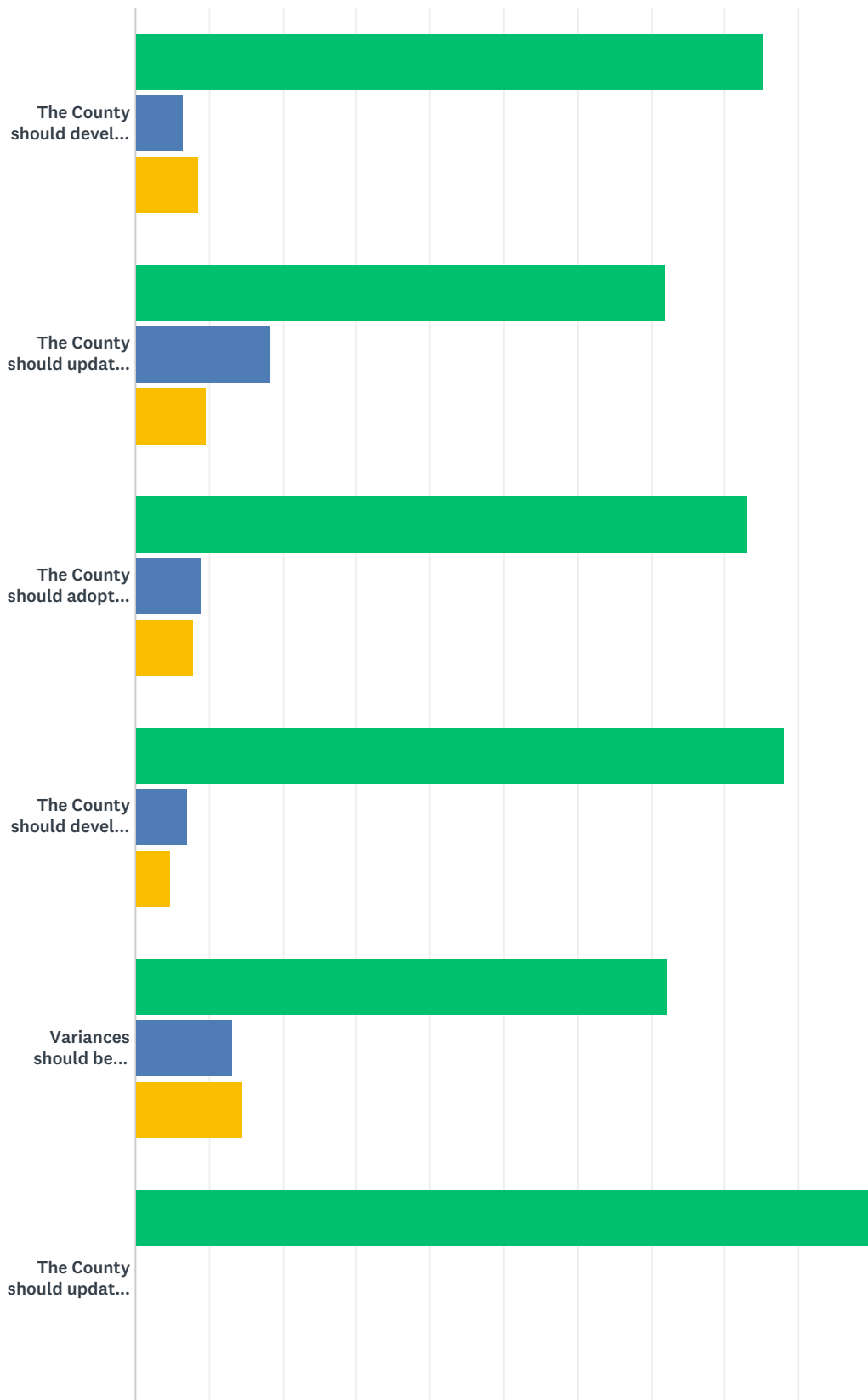
	IMPORTANT	NOT IMPORTANT	DOES NOT APPLY	TOTAL
The variety of retirement services	36.29% 393	37.95% 411	25.76% 279	1,083
The quality of schools	53.90% 580	14.50% 156	31.60% 340	1,076

Glynn County Comprehensive Plan

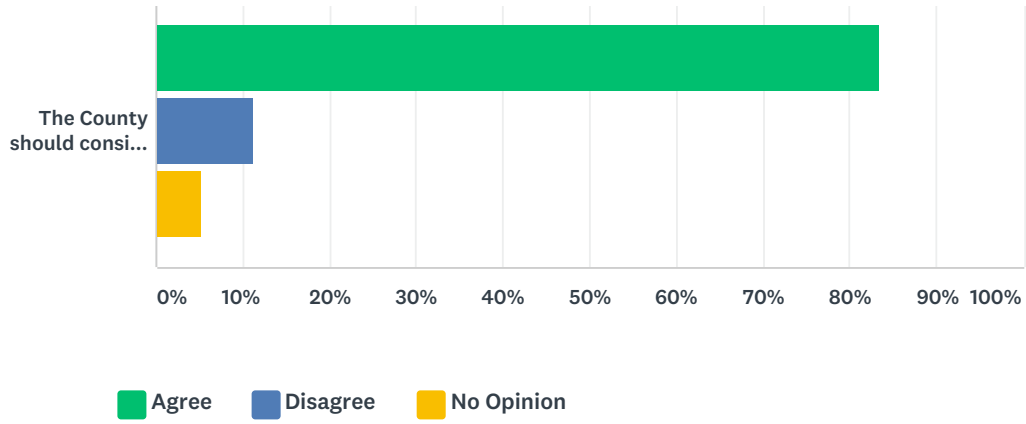
Employment/Job	59.20% 637	11.62% 125	29.18% 314	1,076
The cultural activities available here	70.45% 763	23.36% 253	6.19% 67	1,083
Affordability of property and homes	75.25% 818	17.94% 195	6.81% 74	1,087
To be located in Coastal Georgia	79.23% 866	16.19% 177	4.57% 50	1,093
The recreational activities available here	83.96% 921	12.67% 139	3.37% 37	1,097
Access to the natural environment and activities related to the natural environment	85.93% 947	12.07% 133	2.00% 22	1,102
The general aesthetics and attractiveness of the area	91.29% 1,006	6.26% 69	2.45% 27	1,102
Quality/pace of life	94.29% 1,041	3.62% 40	2.08% 23	1,104

Q10 Please state whether you agree, disagree, or have no opinion with the following statements:

Answered: 1,120 Skipped: 7



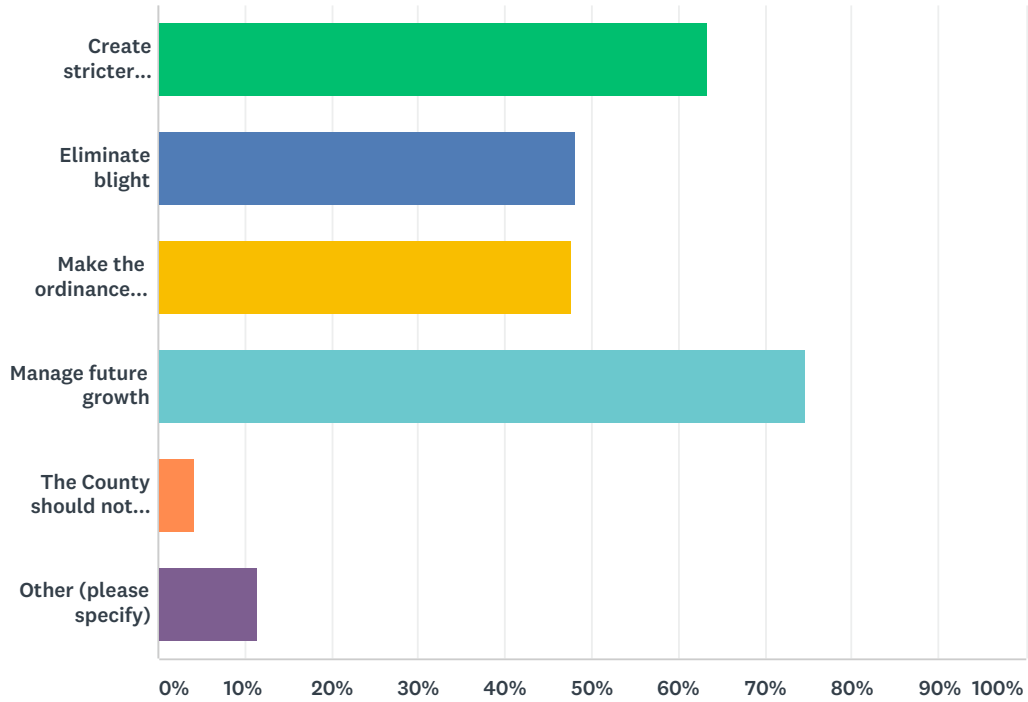
Glynn County Comprehensive Plan



	AGREE	DISAGREE	NO OPINION	TOTAL
The County should develop programs/regulations/incentives that preserve historic buildings	85.05% 950	6.45% 72	8.50% 95	1,117
The County should update existing design guidelines to require sidewalks, street lights, and parks in new development even if it increases the cost of buying and owning a home in that development	72.03% 801	18.44% 205	9.53% 106	1,112
The County should adopt regulations that require green space preservation in new development	83.15% 928	8.96% 100	7.89% 88	1,116
The County should develop a program to acquire and protect land for parks, scenic corridors, and other low impact recreational activities	88.04% 979	7.10% 79	4.86% 54	1,112
Variances should be granted only when they meet the land code's definition of a true hardship	72.27% 800	13.19% 146	14.54% 161	1,107
The County should consider the impacts of sea level rise when regulating future development	83.54% 929	11.24% 125	5.22% 58	1,112

Q11 Should the County update its zoning ordinance to do the following?

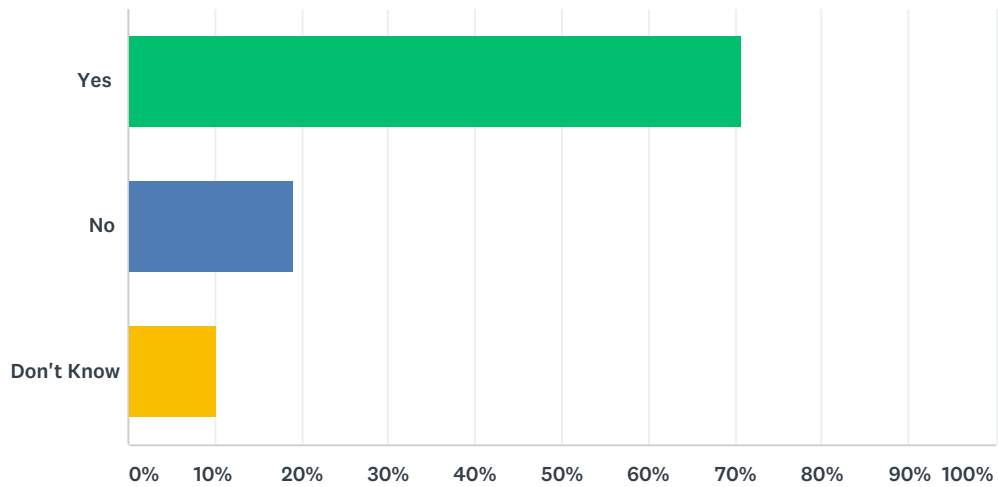
Answered: 1,106 Skipped: 21



ANSWER CHOICES	RESPONSES	
Create stricter guidelines for development	63.38%	701
Eliminate blight	48.10%	532
Make the ordinance easier to understand	47.74%	528
Manage future growth	74.77%	827
The County should not update the zoning ordinance	4.16%	46
Other (please specify)	11.57%	128
Total Respondents: 1,106		

Q12 Are you aware of how your property and surrounding property is zoned and what is allowed or not allowed to be built in your area?

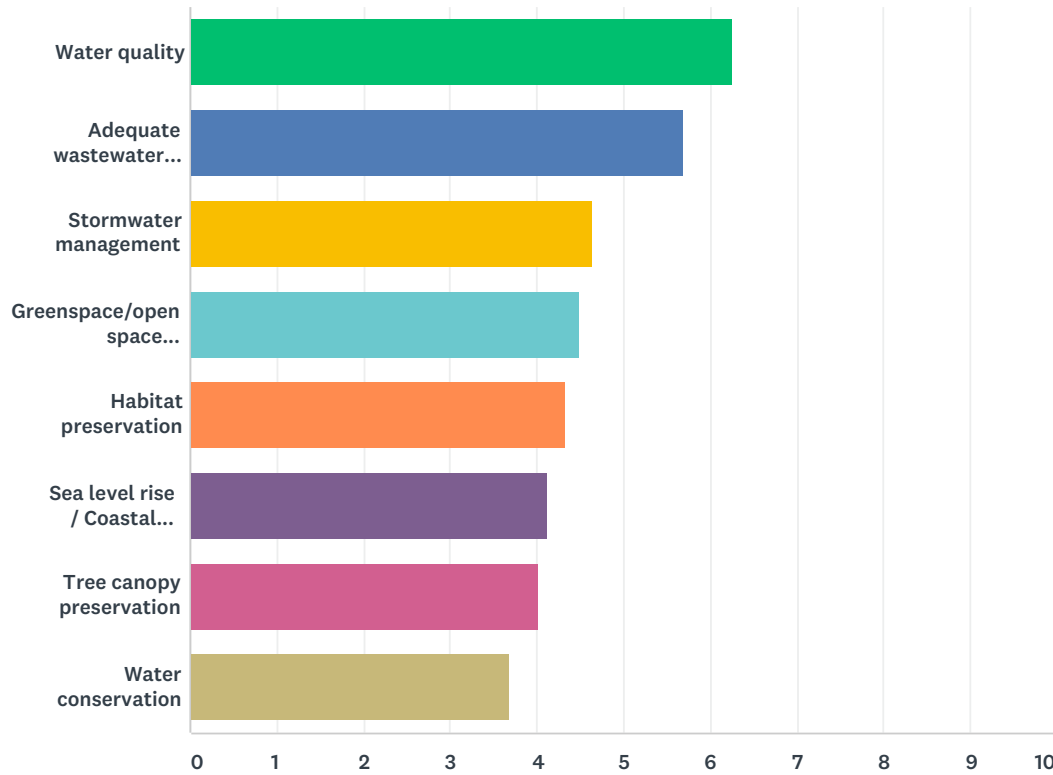
Answered: 1,112 Skipped: 15



ANSWER CHOICES	RESPONSES	
Yes	70.68%	786
No	19.06%	212
Don't Know	10.25%	114
TOTAL		1,112

Q13 Please rank the following environmental topics based on how important you feel they are with 1 being the most important.

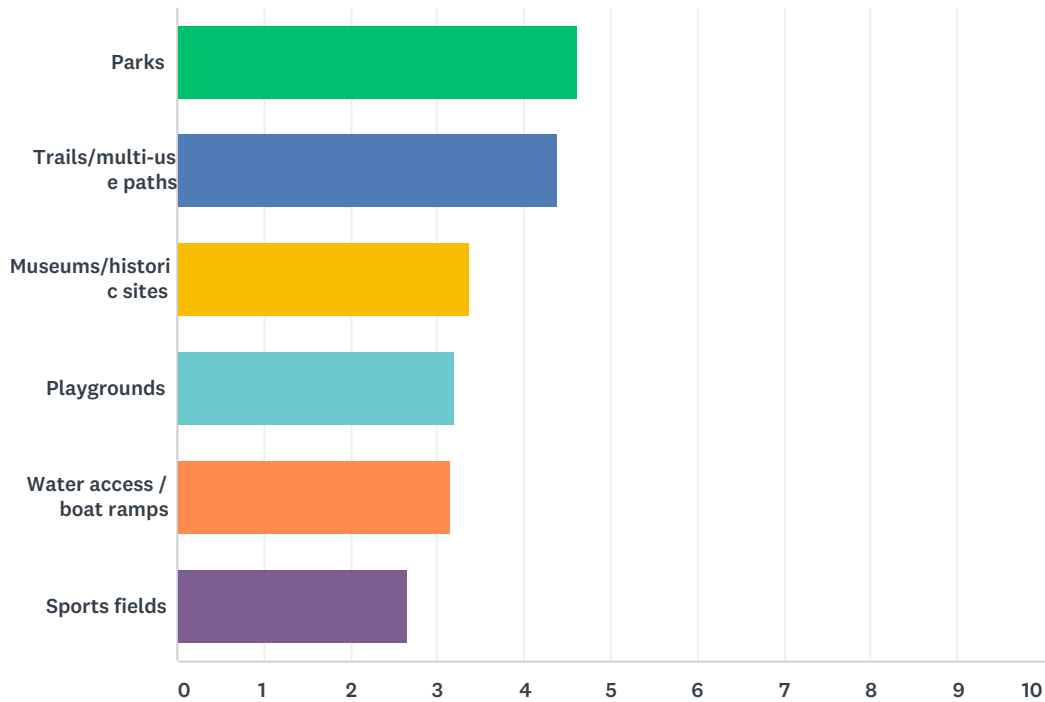
Answered: 1,101 Skipped: 26



	1	2	3	4	5	6	7	8	TOTAL	SCORE
Water quality	35.98% 331	21.30% 196	13.48% 124	9.78% 90	7.93% 73	6.20% 57	3.15% 29	2.17% 20	920	6.26
Adequate wastewater treatment capacity	21.40% 202	22.56% 213	17.37% 164	11.76% 111	9.22% 87	7.84% 74	5.40% 51	4.45% 42	944	5.68
Stormwater management	4.59% 42	14.41% 132	20.74% 190	16.70% 153	12.77% 117	13.32% 122	10.26% 94	7.21% 66	916	4.64
Greenspace/openspace preservation	13.05% 118	12.17% 110	10.84% 98	12.06% 109	12.94% 117	15.38% 139	13.61% 123	9.96% 90	904	4.50
Habitat preservation	7.67% 71	10.91% 101	12.74% 118	14.04% 130	15.33% 142	17.17% 159	14.79% 137	7.34% 68	926	4.34
Sea level rise / Coastal flooding	13.41% 131	7.57% 74	11.36% 111	11.26% 110	11.77% 115	11.46% 112	14.02% 137	19.14% 187	977	4.13
Tree canopy preservation	10.74% 105	8.90% 87	9.30% 91	11.45% 112	14.52% 142	11.04% 108	14.52% 142	19.53% 191	978	4.01
Water conservation	6.76% 70	7.54% 78	8.60% 89	12.56% 130	13.91% 144	12.08% 125	16.91% 175	21.64% 224	1,035	3.69

Q14 On which of the following recreational facilities should the County focus additional financial resources? Please rank in order of importance with 1 being the most important.

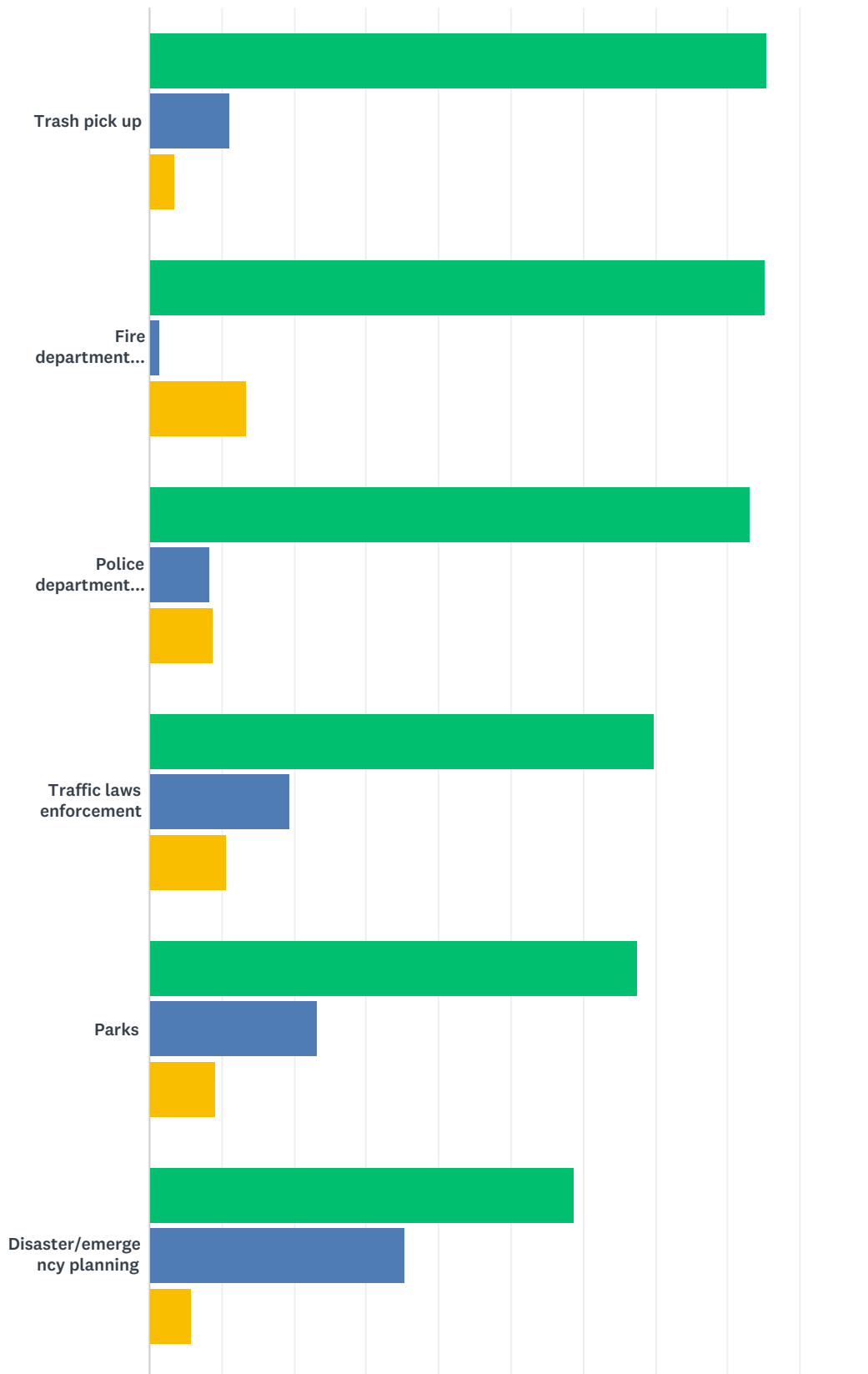
Answered: 1,084 Skipped: 43



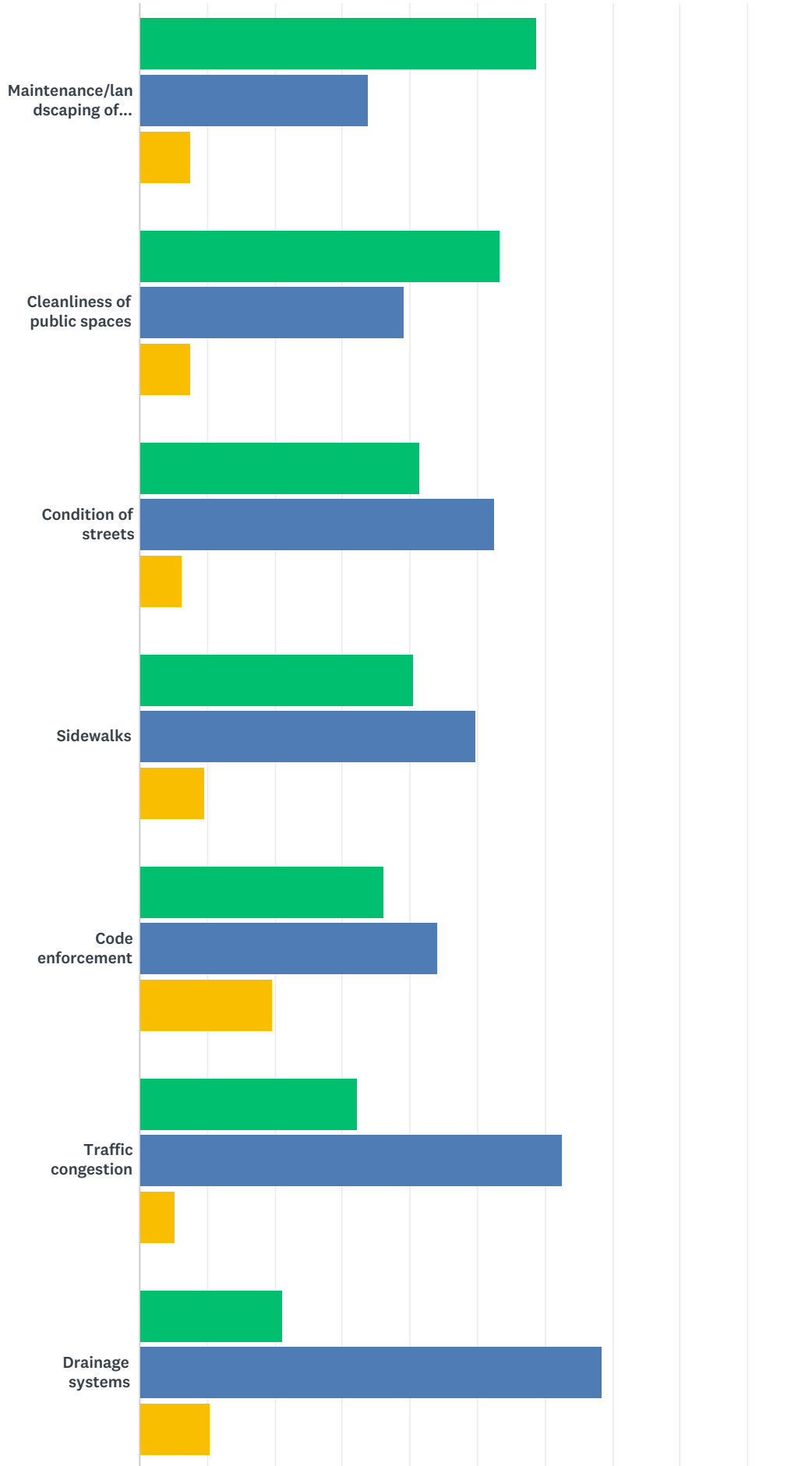
	1	2	3	4	5	6	TOTAL	SCORE
Parks	29.75% 288	32.33% 313	20.56% 199	9.71% 94	4.24% 41	3.41% 33	968	4.63
Trails/multi-use paths	32.10% 313	24.10% 235	16.21% 158	11.59% 113	10.05% 98	5.95% 58	975	4.39
Museums/historic sites	13.04% 129	14.26% 141	21.54% 213	17.59% 174	15.27% 151	18.30% 181	989	3.37
Playgrounds	7.55% 75	12.79% 127	18.83% 187	25.98% 258	22.96% 228	11.88% 118	993	3.20
Water access / boat ramps	16.00% 165	12.22% 126	13.39% 138	13.97% 144	18.53% 191	25.90% 267	1,031	3.16
Sports fields	6.85% 66	7.47% 72	12.24% 118	19.29% 186	25.10% 242	29.05% 280	964	2.65

Q15 Please rate your level of satisfaction with each of the following public services or facilities:

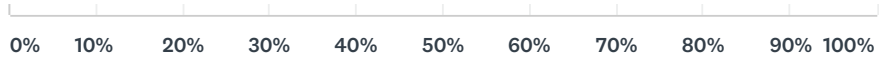
Answered: 1,114 Skipped: 13



Glynn County Comprehensive Plan



Glynn County Comprehensive Plan

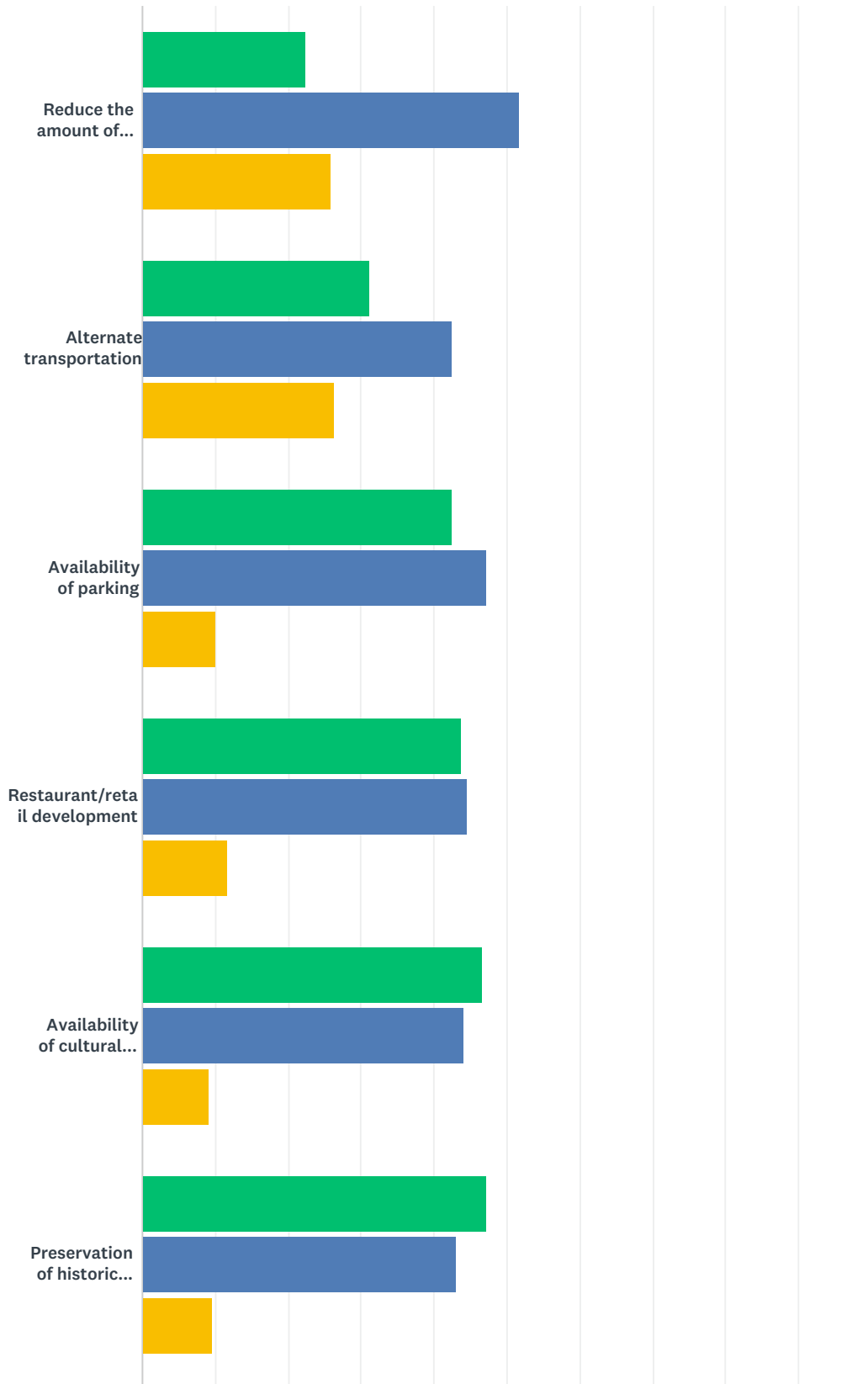


■ Satisfied
 ■ Dissatisfied
 ■ No Opinion

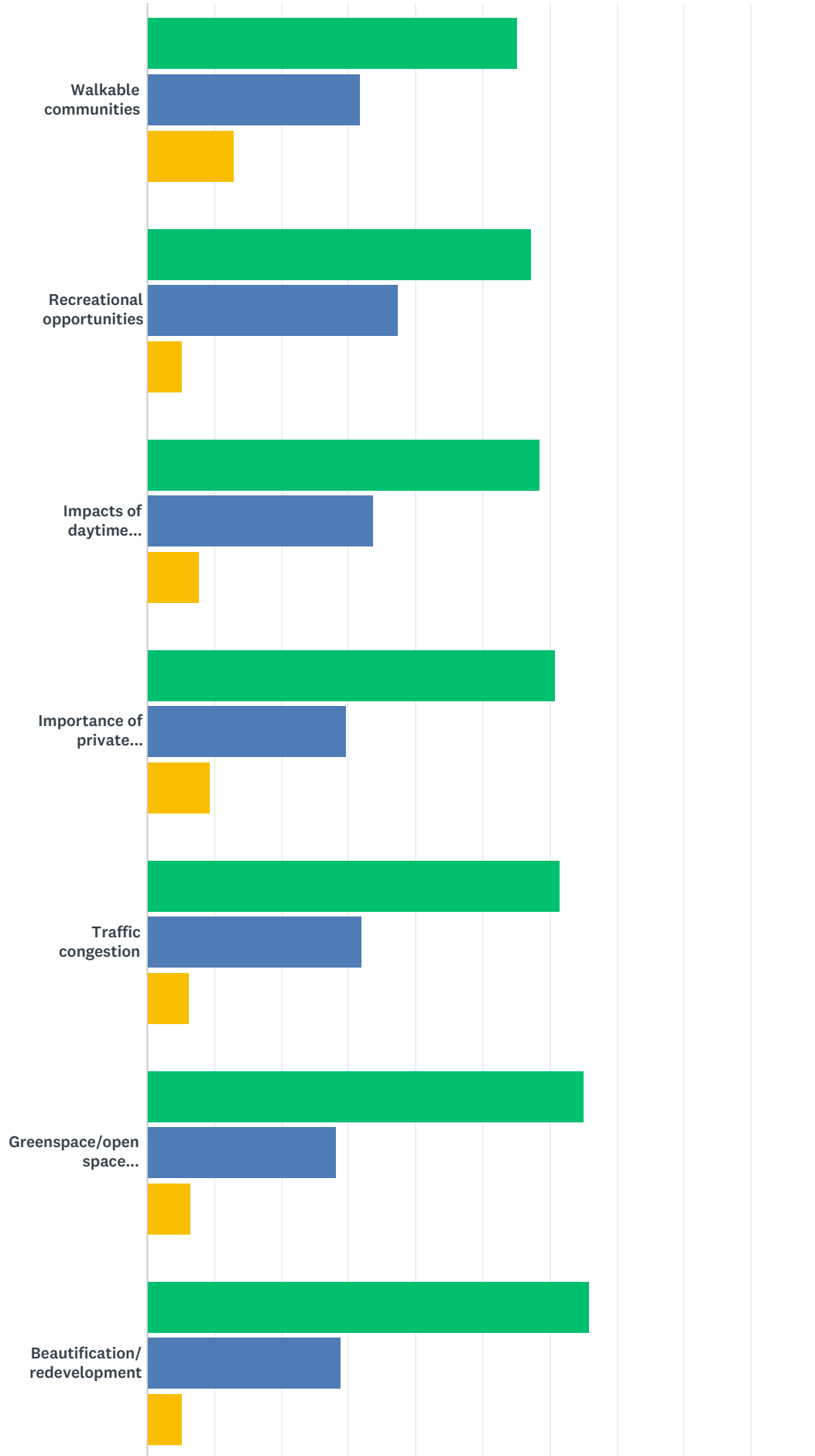
	SATISFIED	DISSATISFIED	NO OPINION	TOTAL
Trash pick up	85.38% 946	11.10% 123	3.52% 39	1,108
Fire department services	85.17% 942	1.45% 16	13.38% 148	1,106
Police department services	82.96% 920	8.30% 92	8.75% 97	1,109
Traffic laws enforcement	69.92% 774	19.42% 215	10.66% 118	1,107
Parks	67.49% 741	23.32% 256	9.20% 101	1,098
Disaster/emergency planning	58.79% 652	35.26% 391	5.95% 66	1,109
Maintenance/landscaping of public areas	58.76% 647	33.79% 372	7.45% 82	1,101
Cleanliness of public spaces	53.34% 591	39.08% 433	7.58% 84	1,108
Condition of streets	41.36% 455	52.45% 577	6.18% 68	1,100
Sidewalks	40.51% 446	49.86% 549	9.63% 106	1,101
Code enforcement	36.25% 398	44.17% 485	19.58% 215	1,098
Traffic congestion	32.25% 356	62.59% 691	5.16% 57	1,104
Drainage systems	21.07% 232	68.48% 754	10.45% 115	1,101

Q16 How much of a priority do you feel the following issues are for Glynn County?

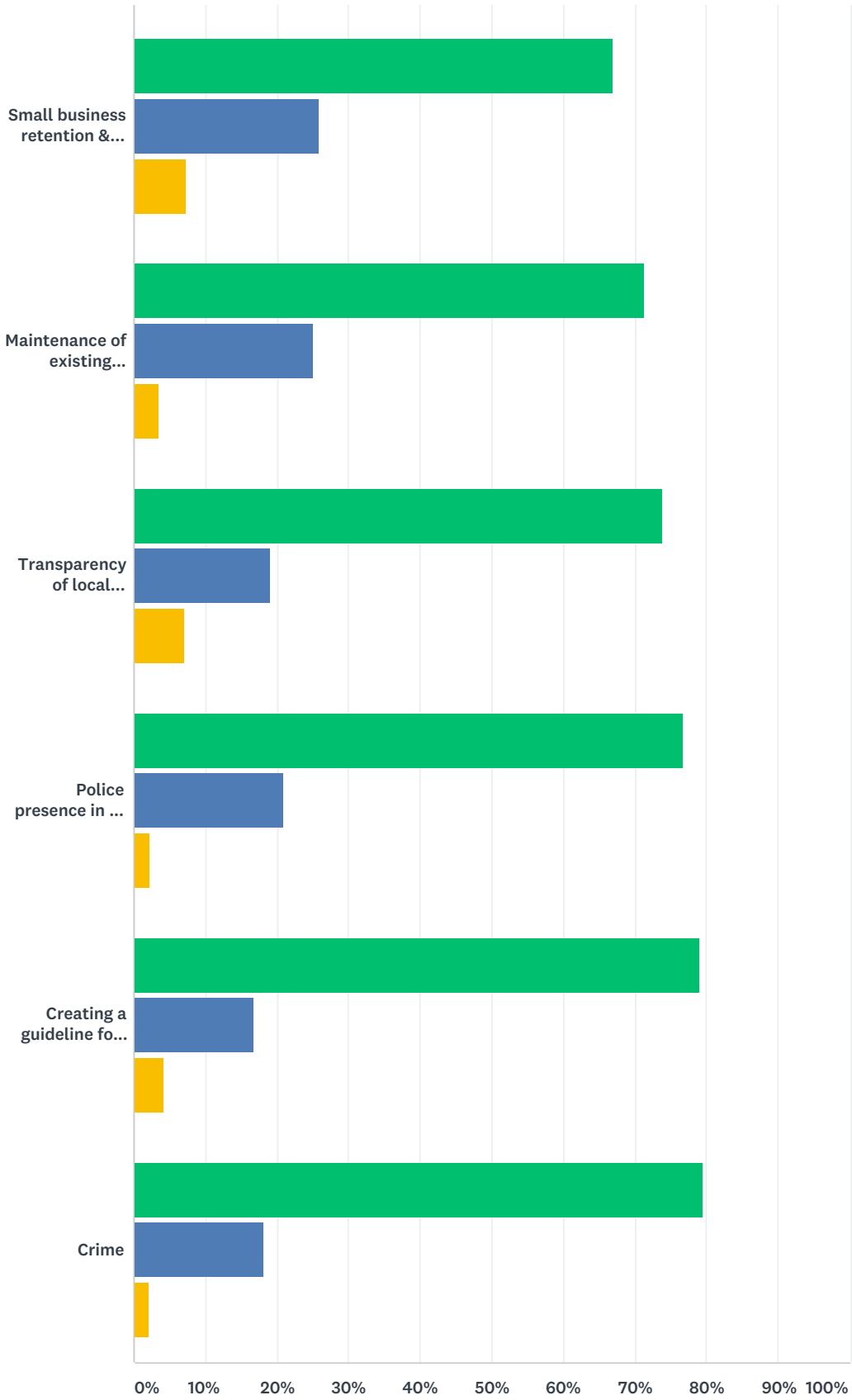
Answered: 1,117 Skipped: 10



Glynn County Comprehensive Plan



Glynn County Comprehensive Plan



■ High Priority
 ■ Low Priority
 ■ Not a Priority

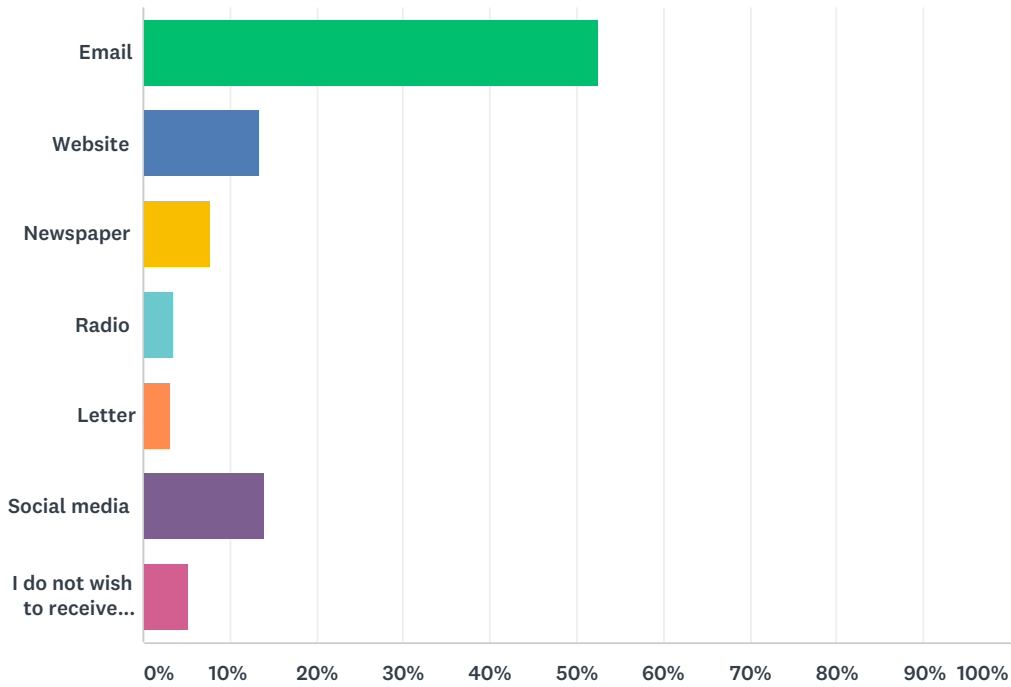
	HIGH PRIORITY	LOW PRIORITY	NOT A PRIORITY	TOTAL
--	---------------	--------------	----------------	-------

Glynn County Comprehensive Plan

Reduce the amount of traffic control signage	22.39% 244	51.65% 563	25.96% 283	1,090
Alternate transportation	31.08% 341	42.48% 466	26.44% 290	1,097
Availability of parking	42.50% 462	47.38% 515	10.12% 110	1,087
Restaurant/retail development	43.77% 478	44.51% 486	11.72% 128	1,092
Availability of cultural activities	46.58% 510	44.20% 484	9.22% 101	1,095
Preservation of historic homes	47.27% 520	43.09% 474	9.64% 106	1,100
Walkable communities	55.28% 607	31.79% 349	12.93% 142	1,098
Recreational opportunities	57.26% 627	37.53% 411	5.21% 57	1,095
Impacts of daytime visitors and tourists	58.53% 638	33.76% 368	7.71% 84	1,090
Importance of private property rights	60.92% 664	29.63% 323	9.45% 103	1,090
Traffic congestion	61.61% 682	32.07% 355	6.32% 70	1,107
Greenspace/openspace preservation	65.15% 714	28.28% 310	6.57% 72	1,096
Beautification/redevelopment	65.90% 717	28.77% 313	5.33% 58	1,088
Small business retention & recruitment	66.91% 732	25.87% 283	7.22% 79	1,094
Maintenance of existing development	71.44% 783	25.09% 275	3.47% 38	1,096
Transparency of local government	73.81% 809	18.98% 208	7.21% 79	1,096
Police presence in the community	76.69% 839	21.02% 230	2.29% 25	1,094
Creating a guideline for future development	79.15% 873	16.68% 184	4.17% 46	1,103
Crime	79.56% 876	18.26% 201	2.18% 24	1,101

Q17 How would you prefer to receive communication from Glynn County?

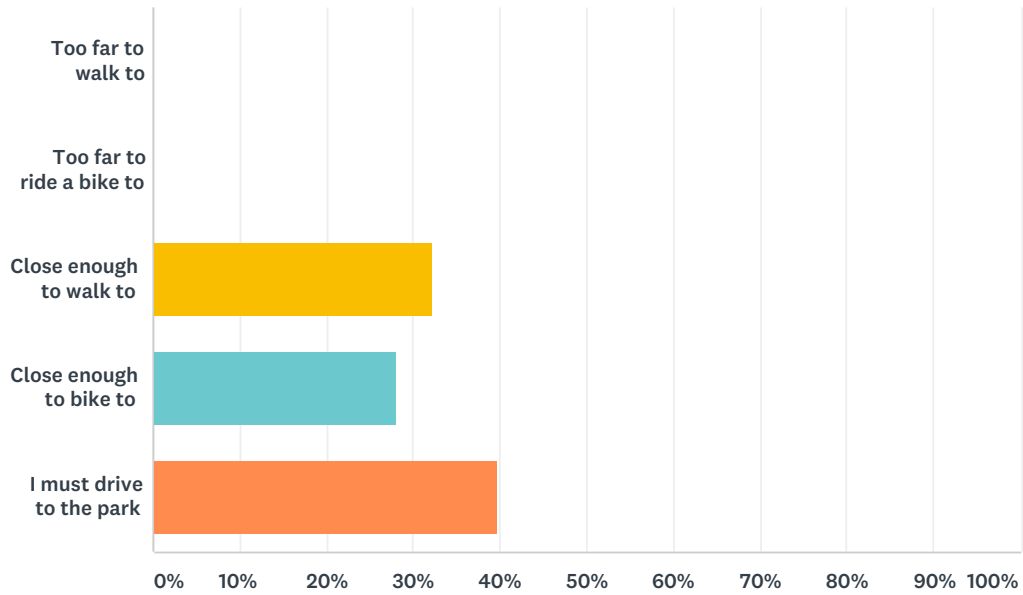
Answered: 1,112 Skipped: 15



ANSWER CHOICES	RESPONSES	
Email	52.61%	585
Website	13.49%	150
Newspaper	7.73%	86
Radio	3.60%	40
Letter	3.15%	35
Social media	14.12%	157
I do not wish to receive communication from the County	5.31%	59
TOTAL		1,112

Q18 How close is the nearest park to your home?

Answered: 1,112 Skipped: 15



ANSWER CHOICES	RESPONSES	
Too far to walk to	0.00%	0
Too far to ride a bike to	0.00%	0
Close enough to walk to	32.19%	358
Close enough to bike to	28.06%	312
I must drive to the park	39.75%	442
TOTAL		1,112

Q19 What is your favorite place in the County and why?

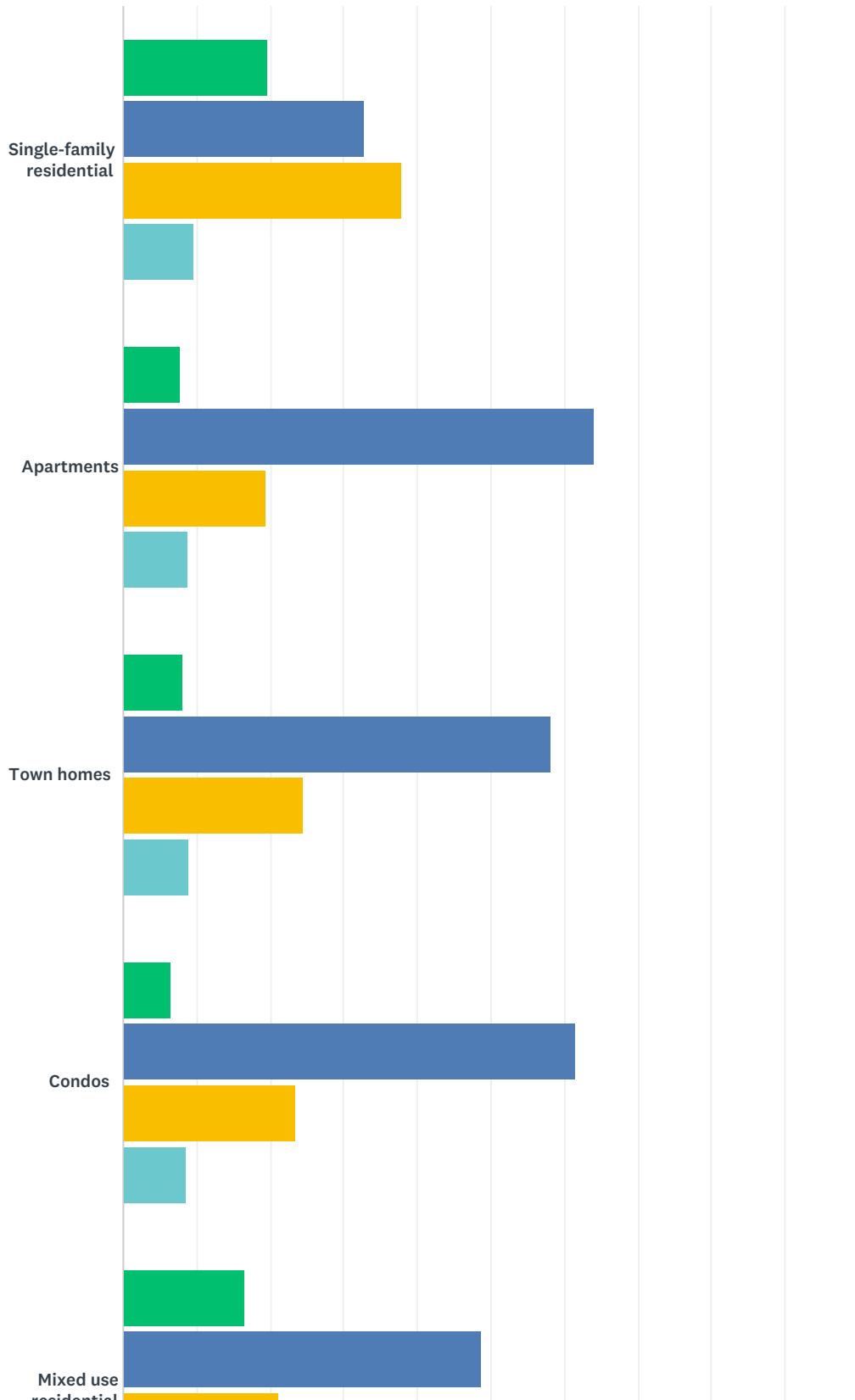
Answered: 910 Skipped: 217

Q20 What is the greatest challenge facing Glynn County that the County should plan for in the next 20 years?

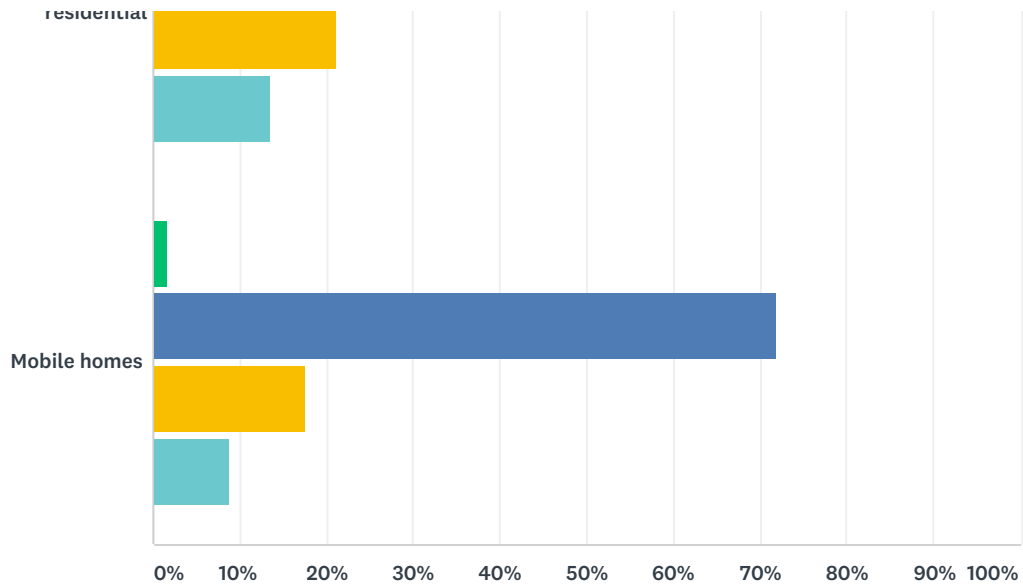
Answered: 974 Skipped: 153

Q21 Do you think St. Simons Island needs more, less, or the same amount of the following types of housing?

Answered: 1,015 Skipped: 112



Glynn County Comprehensive Plan

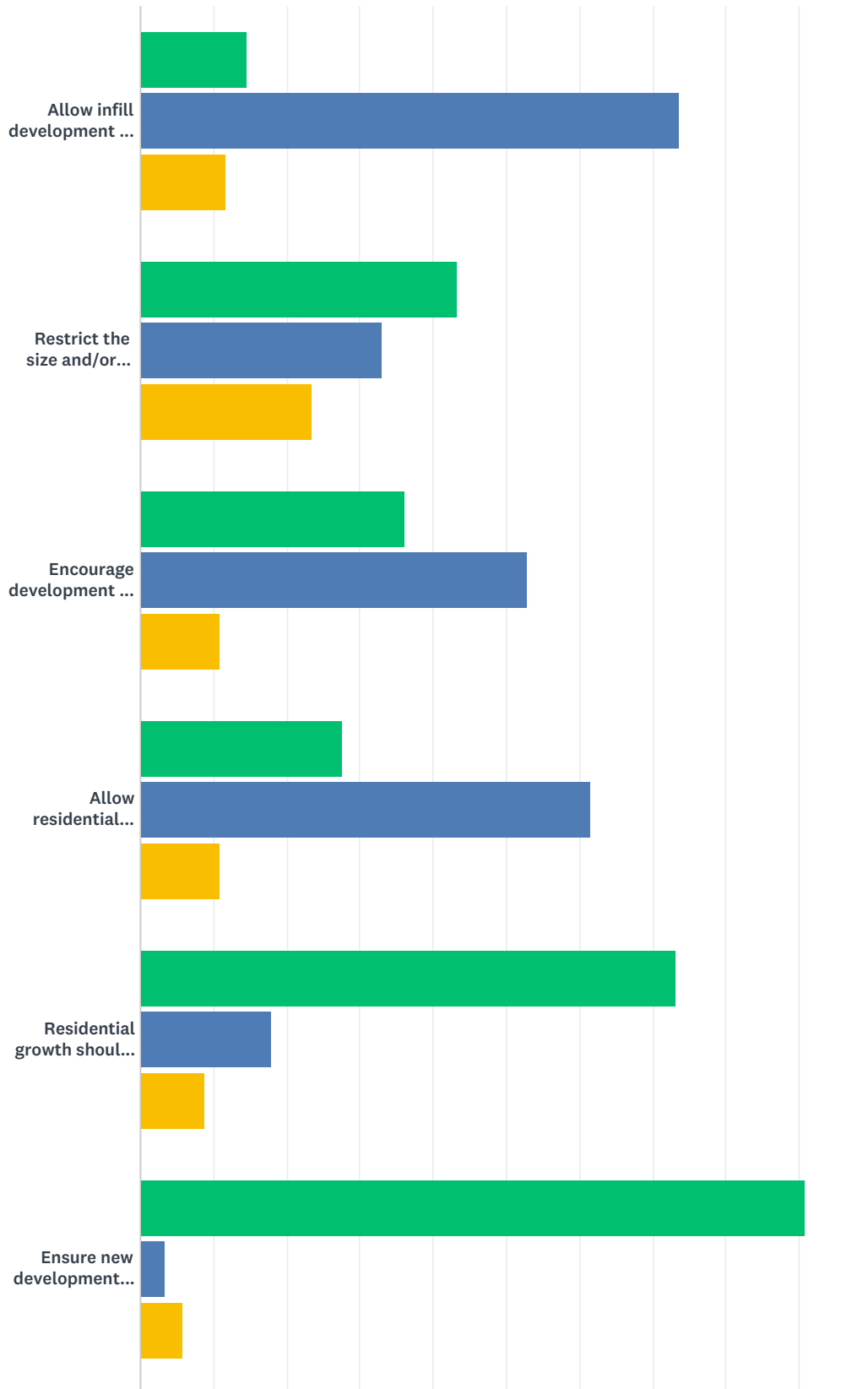


■ More
 ■ Less
 ■ Same
 ■ Don't Know

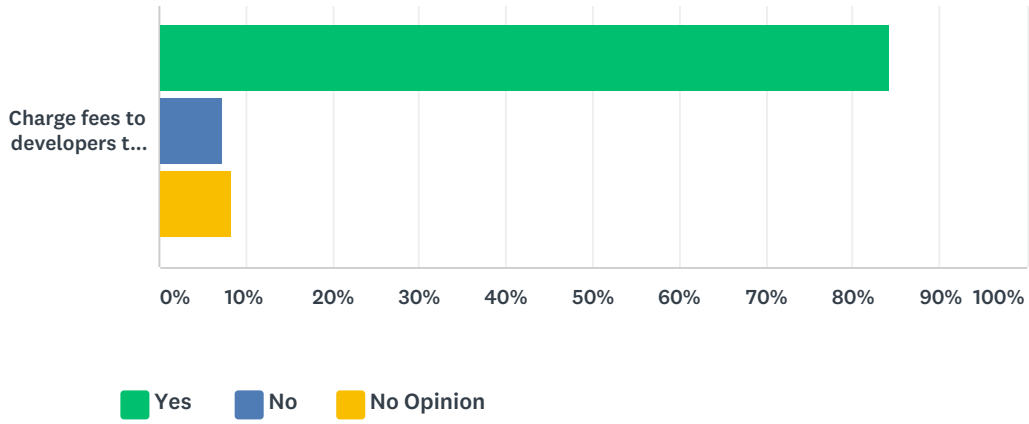
	MORE	LESS	SAME	DON'T KNOW	TOTAL
Single-family residential	19.58% 197	32.90% 331	37.87% 381	9.64% 97	1,006
Apartments	7.67% 77	64.04% 643	19.42% 195	8.86% 89	1,004
Town homes	8.19% 82	58.24% 583	24.48% 245	9.09% 91	1,001
Condos	6.48% 65	61.42% 616	23.43% 235	8.67% 87	1,003
Mixed use residential	16.47% 165	48.70% 488	21.16% 212	13.67% 137	1,002
Mobile homes	1.59% 16	71.91% 722	17.63% 177	8.86% 89	1,004

Q22 Please rate how you think the County should address future residential development on St. Simons Island over the next 20 years?

Answered: 1,007 Skipped: 120



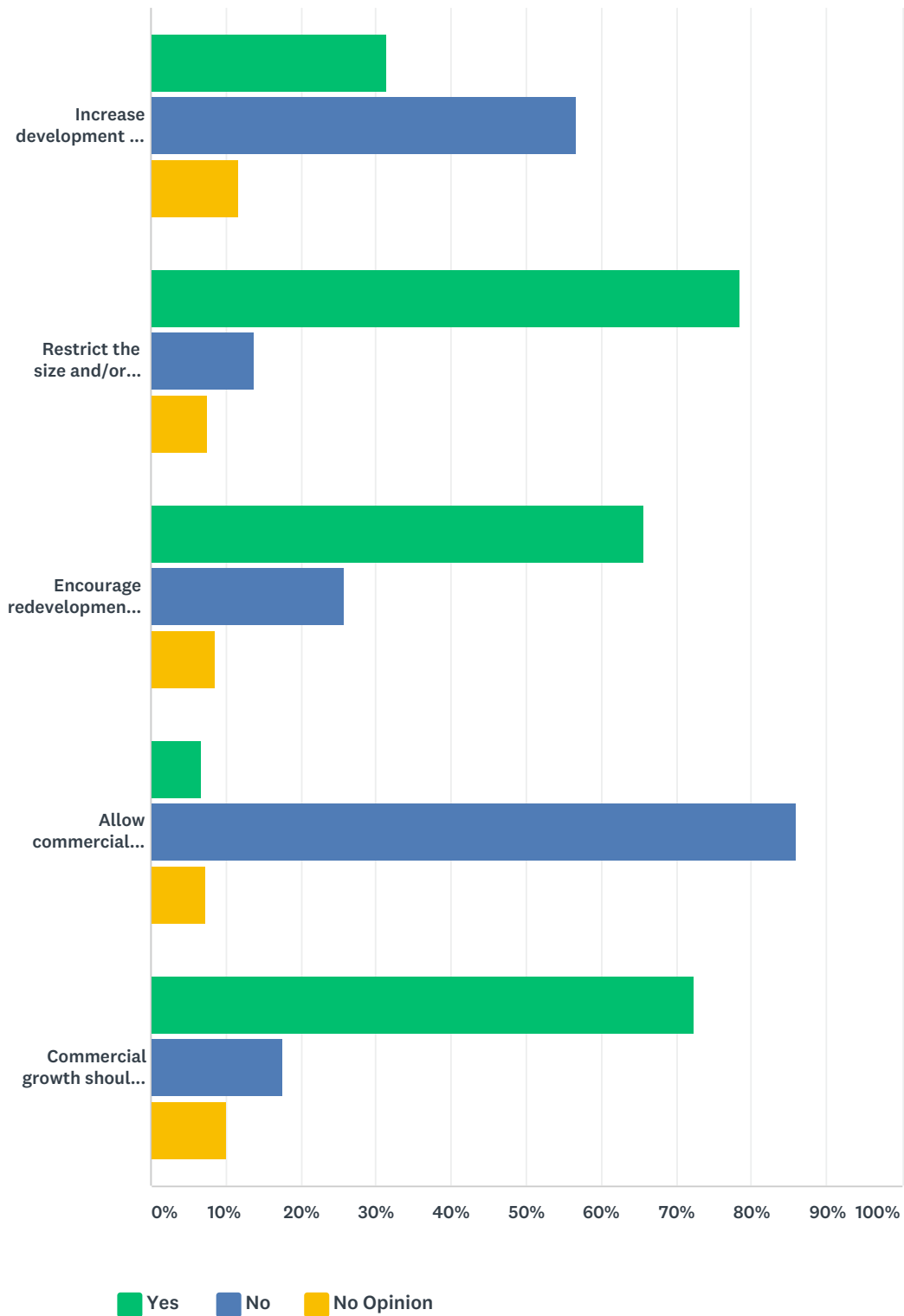
Glynn County Comprehensive Plan



	YES	NO	NO OPINION	TOTAL
Allow infill development and increase density in existing residential areas	14.67% 146	73.57% 732	11.76% 117	995
Restrict the size and/or location of guest houses (ie. In-law suites)	43.40% 434	33.10% 331	23.50% 235	1,000
Encourage development of vacant and under-utilized property	36.24% 362	52.95% 529	10.81% 108	999
Allow residential development mixed with commercial development along major roadways (ie. Frederica, Demere, Sea Island, etc.)	27.58% 275	61.58% 614	10.83% 108	997
Residential growth should be limited	73.15% 730	18.04% 180	8.82% 88	998
Ensure new development does not negatively impact existing infrastructure	90.74% 911	3.39% 34	5.88% 59	1,004
Charge fees to developers to cover the cost of infrastructure improvements	84.30% 843	7.30% 73	8.40% 84	1,000

Q23 Please rate how you think the County should address future commercial development on St. Simons Island over the next 20 years?

Answered: 1,002 Skipped: 125



YES	NO	NO OPINION	TOTAL
-----	----	------------	-------

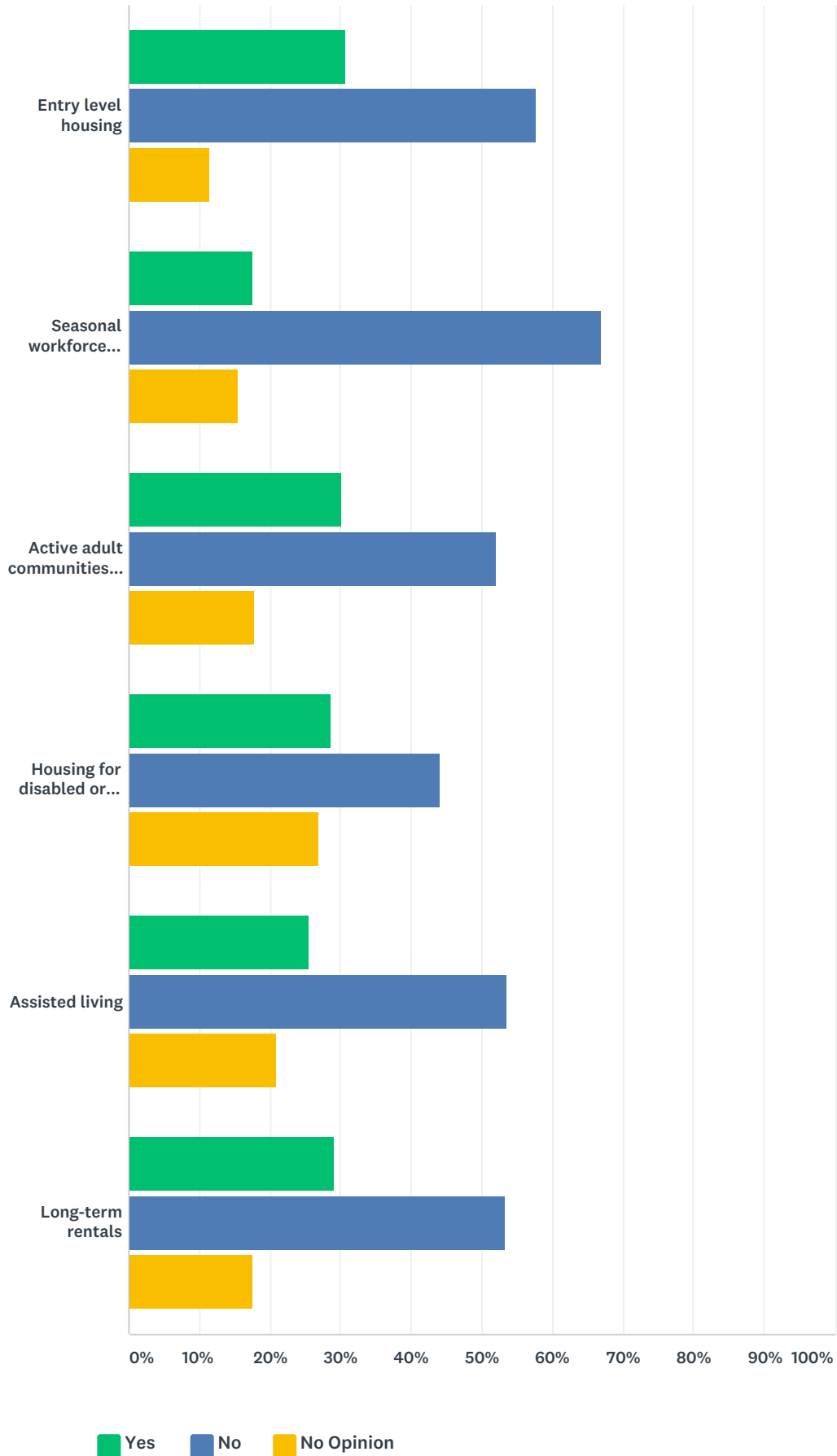
Glynn County Comprehensive Plan

Increase development in existing commercial areas	31.45% 312	56.75% 563	11.79% 117	992
Restrict the size and/or location of future commercial development	78.54% 783	13.84% 138	7.62% 76	997
Encourage redevelopment of vacant and under-utilized commercial property	65.73% 656	25.75% 257	8.52% 85	998
Allow commercial development in residential areas	6.73% 67	86.03% 856	7.24% 72	995
Commercial growth should be limited	72.46% 721	17.49% 174	10.05% 100	995

Q24 Do you feel there is a need for more of the following housing options on St. Simons Island?

Answered: 1,004 Skipped: 123

Glynn County Comprehensive Plan



■ Yes
 ■ No
 ■ No Opinion

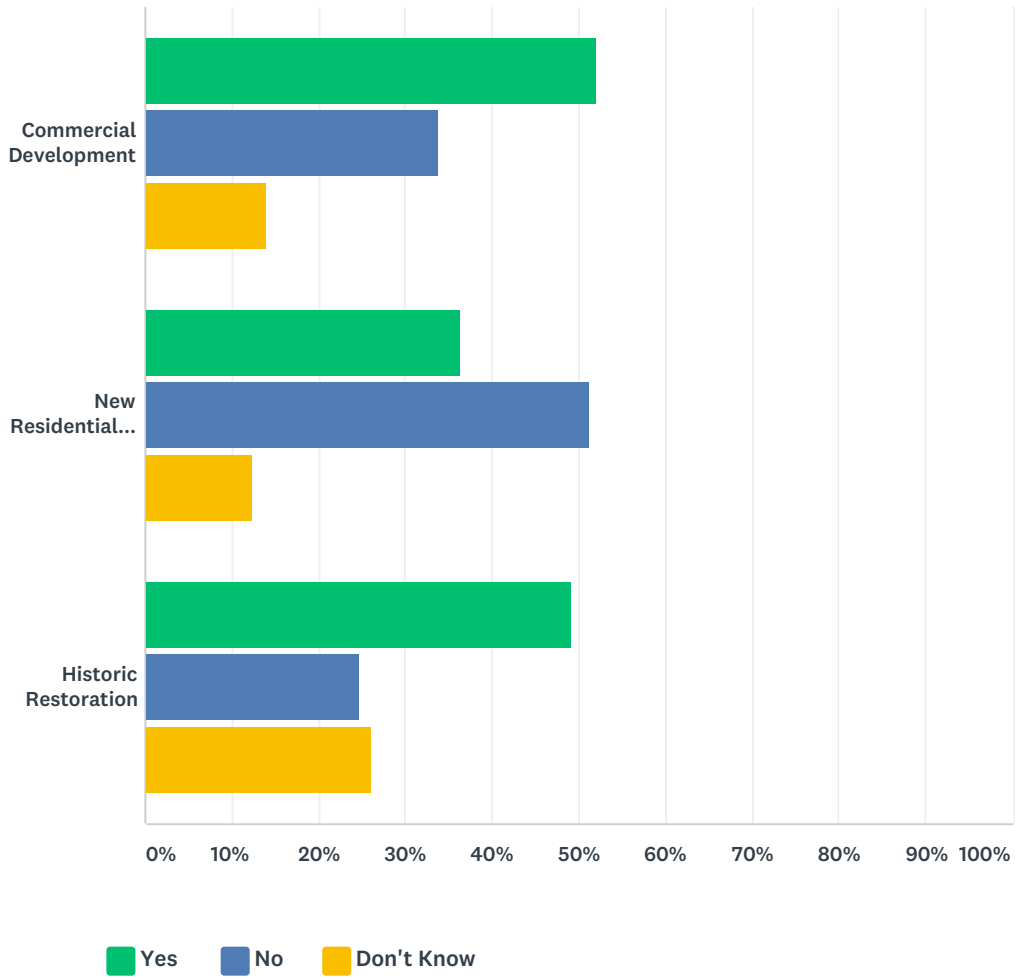
	YES	NO	NO OPINION	TOTAL
--	-----	----	------------	-------

Glynn County Comprehensive Plan

Entry level housing	30.74% 308	57.68% 578	11.58% 116	1,002
Seasonal workforce housing	17.64% 176	66.93% 668	15.43% 154	998
Active adult communities (55+)	30.10% 301	52.10% 521	17.80% 178	1,000
Housing for disabled or individuals with special needs	28.74% 286	44.22% 440	27.04% 269	995
Assisted living	25.63% 256	53.45% 534	20.92% 209	999
Long-term rentals	29.15% 290	53.27% 530	17.59% 175	995

Q25 Are you satisfied with the appearance of the following types of new development on St. Simons Island?

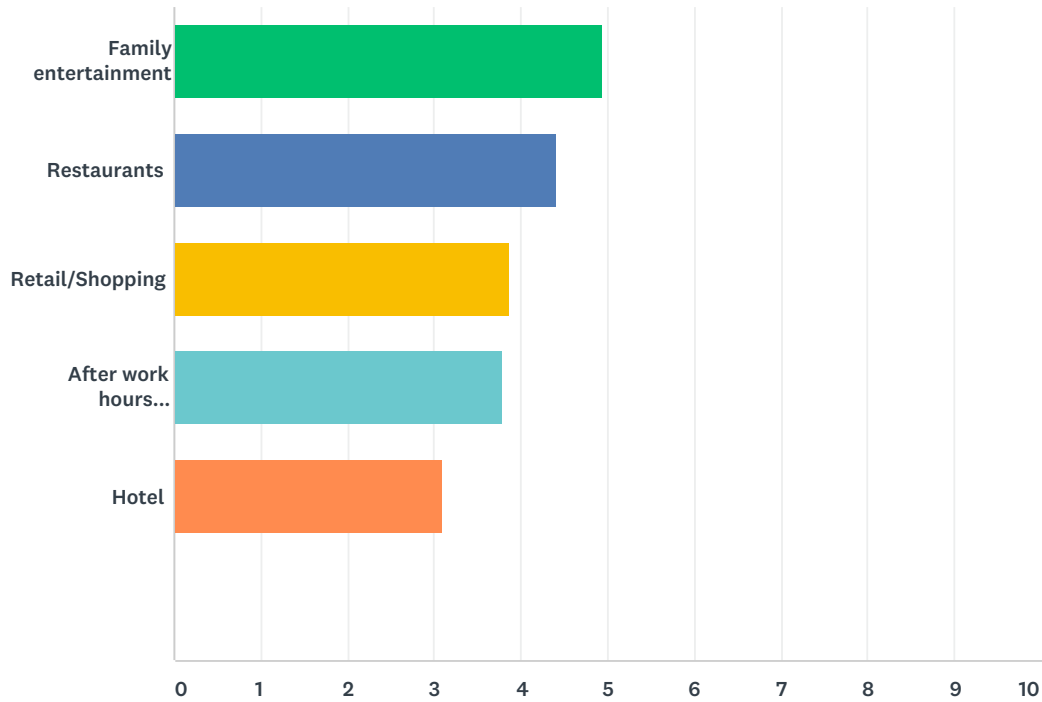
Answered: 993 Skipped: 134



	YES	NO	DON'T KNOW	TOTAL
Commercial Development	52.02% 514	33.91% 335	14.07% 139	988
New Residential Development	36.43% 361	51.16% 507	12.41% 123	991
Historic Restoration	49.13% 482	24.77% 243	26.10% 256	981

Q26 Please rank which service related businesses you feel we need more of on St. Simons Island?

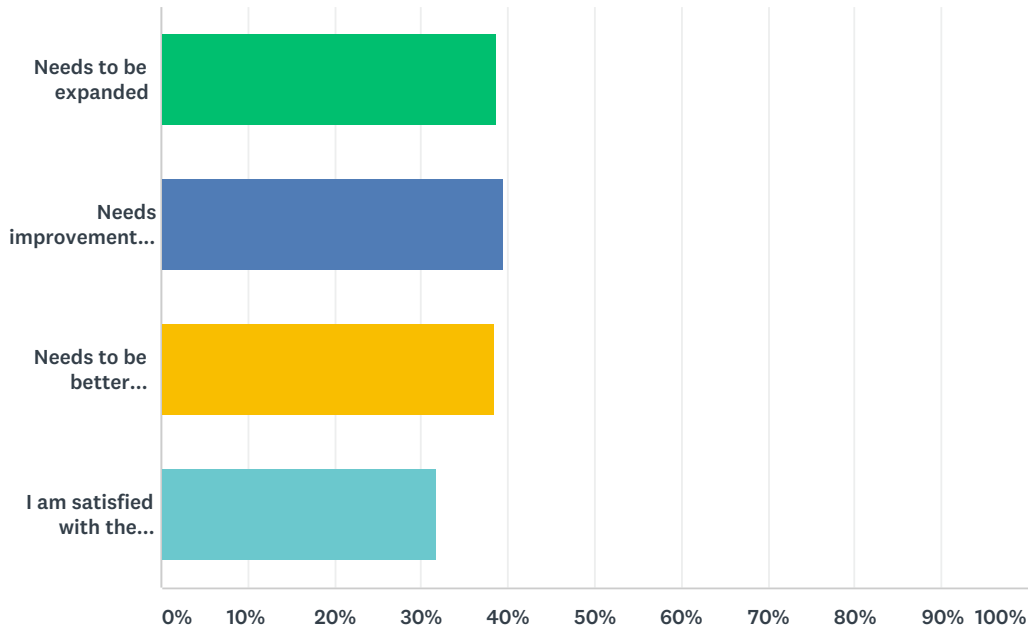
Answered: 875 Skipped: 252



	1	2	3	4	5	6	TOTAL	SCORE
Family entertainment	46.21% 366	22.60% 179	15.03% 119	10.86% 86	5.30% 42	0.00% 0	792	4.94
Restaurants	27.88% 213	21.99% 168	23.04% 176	17.54% 134	9.55% 73	0.00% 0	764	4.41
Retail/Shopping	9.78% 74	21.53% 163	28.80% 218	26.02% 197	13.87% 105	0.00% 0	757	3.87
After work hours entertainment	13.60% 110	25.09% 203	15.82% 128	16.32% 132	29.17% 236	0.00% 0	809	3.78
Hotel	6.49% 50	8.05% 62	17.01% 131	25.84% 199	42.60% 328	0.00% 0	770	3.10

Q27 What is your opinion on the existing sidewalk, bicycle, and trail system on St. Simons Island?

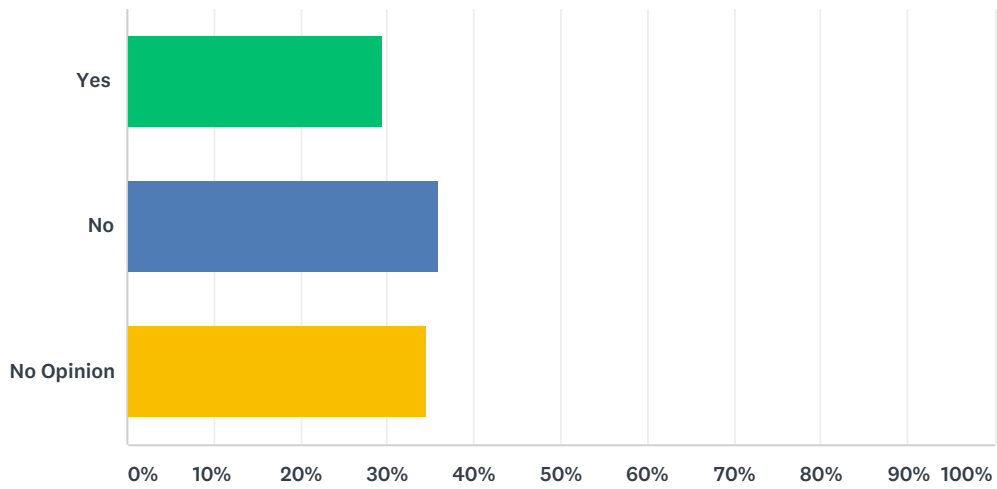
Answered: 982 Skipped: 145



ANSWER CHOICES	RESPONSES	
Needs to be expanded	38.80%	381
Needs improvement (poor condition)	39.51%	388
Needs to be better connectivity	38.39%	377
I am satisfied with the existing network of sidewalk and trails	31.87%	313
Total Respondents: 982		

Q28 Do you find short-term rentals in residential neighborhoods to be a problem on St. Simons Island?

Answered: 989 Skipped: 138



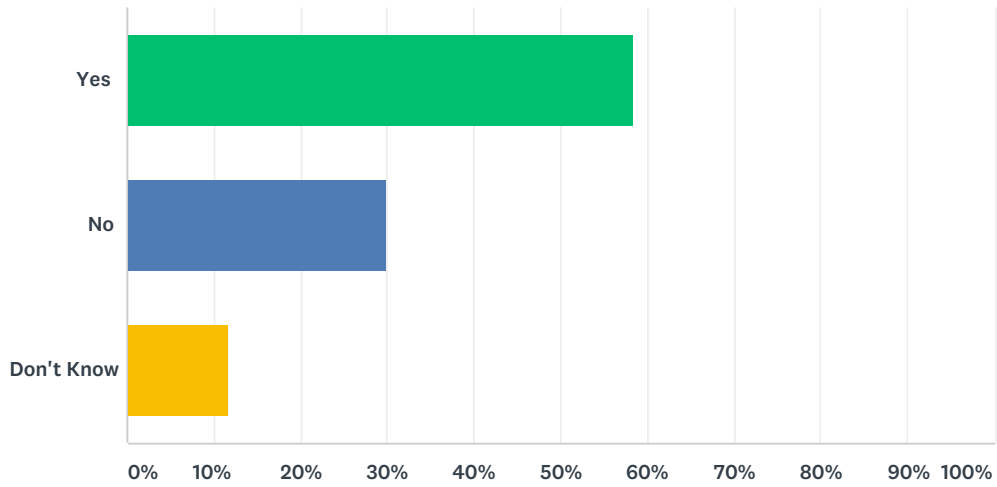
ANSWER CHOICES	RESPONSES	
Yes	29.52%	292
No	35.89%	355
No Opinion	34.58%	342
TOTAL		989

Q29 If you answered 'Yes' to question 28, please describe why.

Answered: 271 Skipped: 856

Q30 Should the County restrict golf cart usage on St. Simons Island?

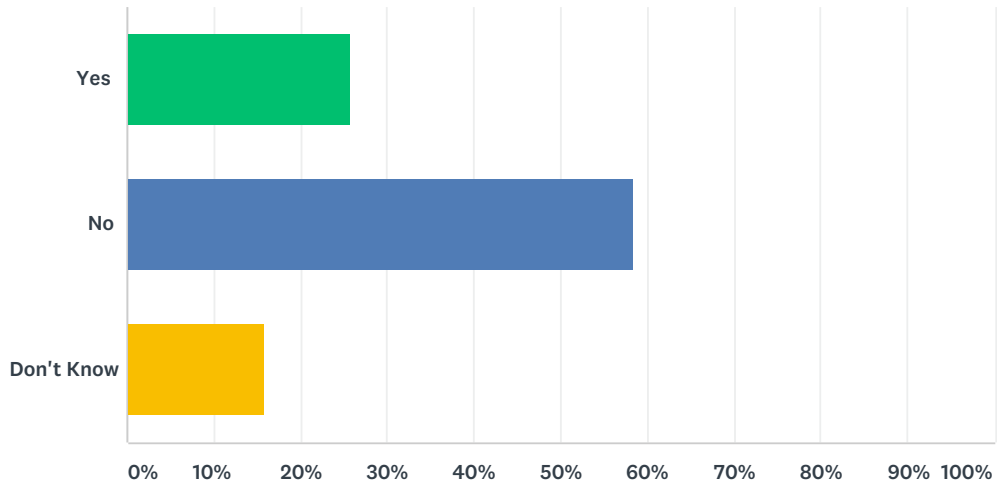
Answered: 991 Skipped: 136



ANSWER CHOICES	RESPONSES	
Yes	58.32%	578
No	29.87%	296
Don't Know	11.81%	117
TOTAL		991

Q31 Should the County do more to accommodate golf cart usage on St. Simons Island?

Answered: 986 Skipped: 141



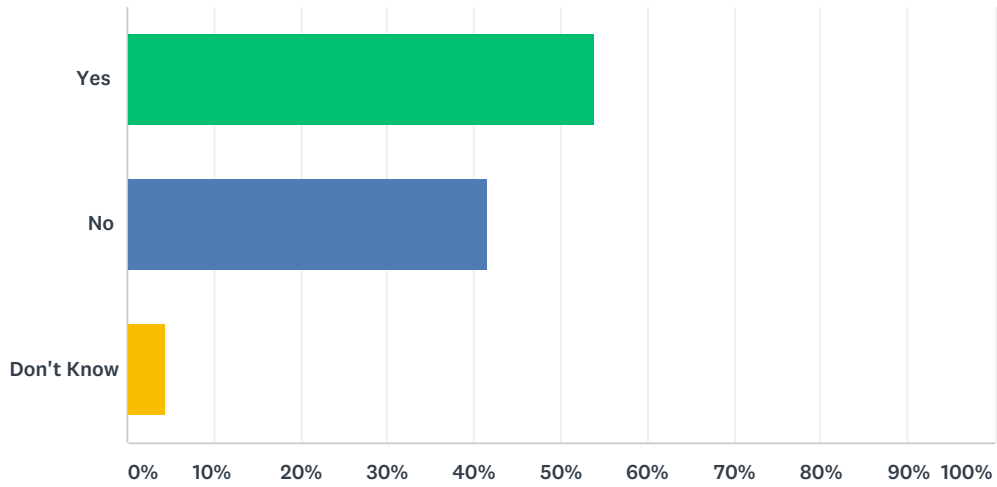
ANSWER CHOICES	RESPONSES	
Yes	25.76%	254
No	58.42%	576
Don't Know	15.82%	156
TOTAL		986

Q32 If you answered 'Yes' to question 30 or 31, please elaborate ...

Answered: 499 Skipped: 628

Q33 Do you find the availability of parking in the Village on St. Simons Island to be a significant issue?

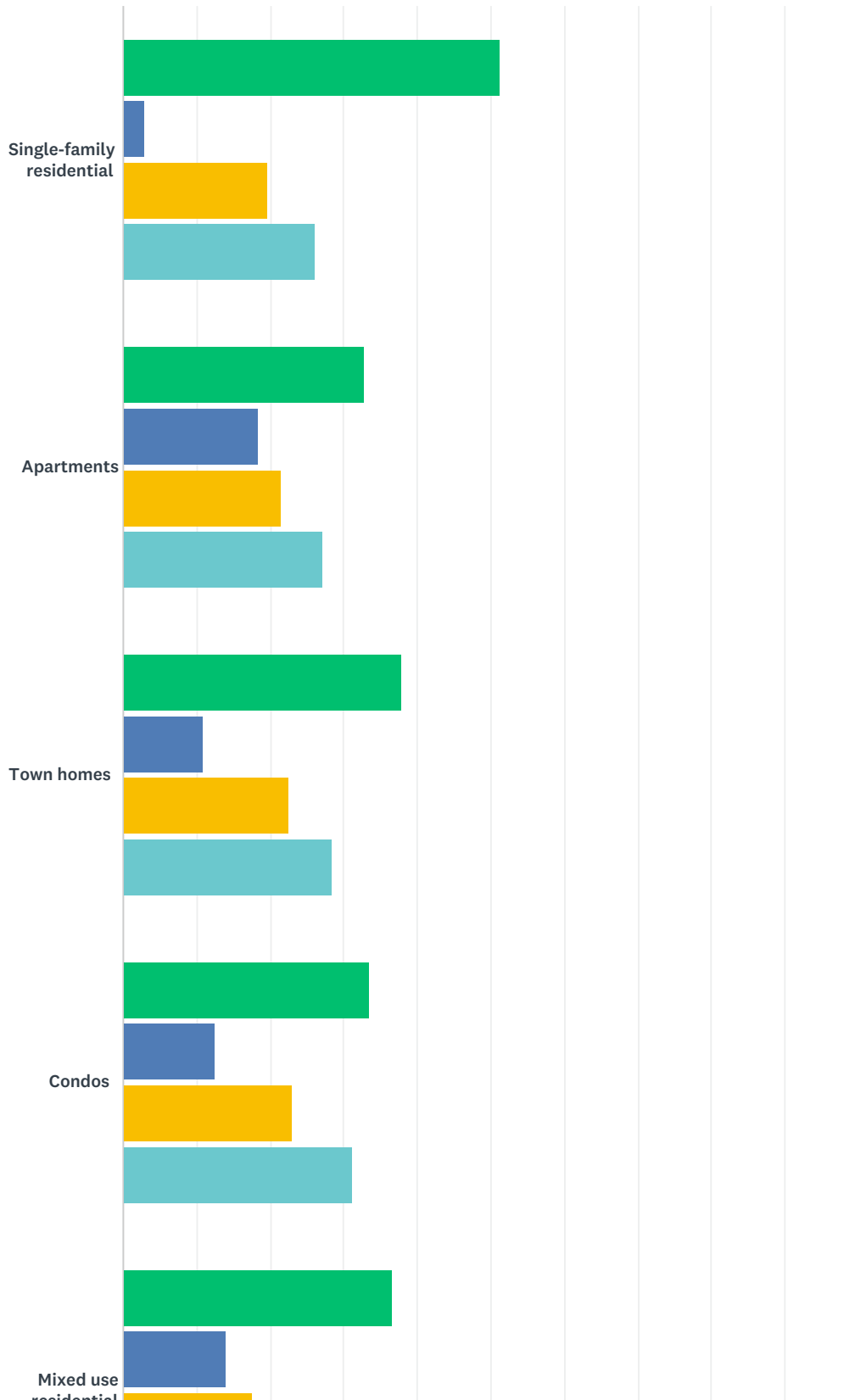
Answered: 994 Skipped: 133



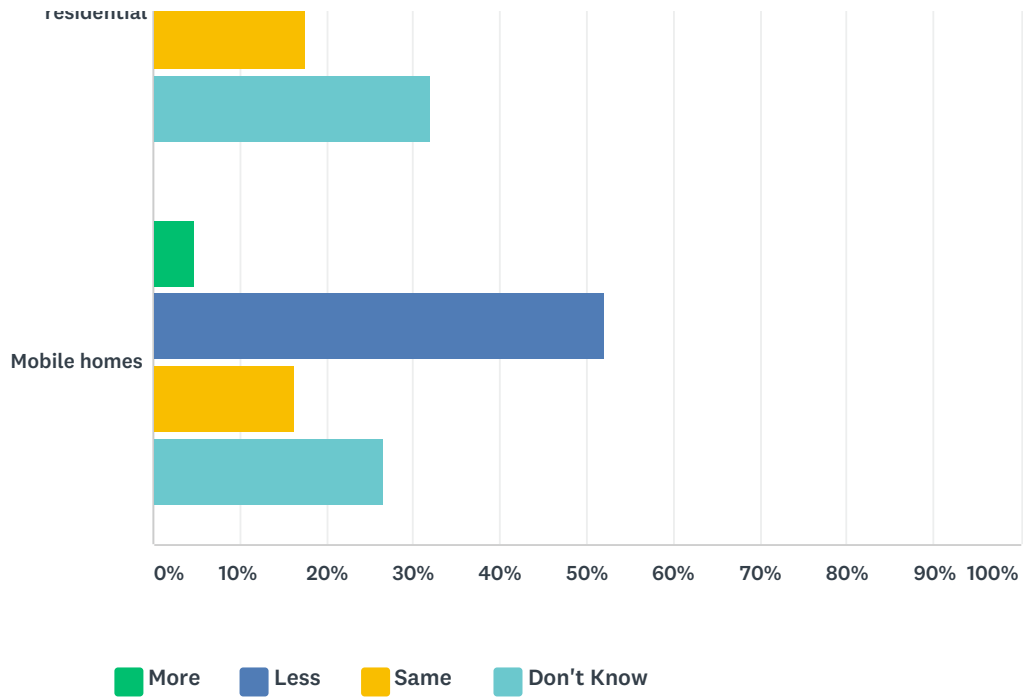
ANSWER CHOICES	RESPONSES	
Yes	54.02%	537
No	41.65%	414
Don't Know	4.33%	43
TOTAL		994

Q34 Do you think the Mainland needs more, less, or the same amount of the following types of housing?

Answered: 958 Skipped: 169



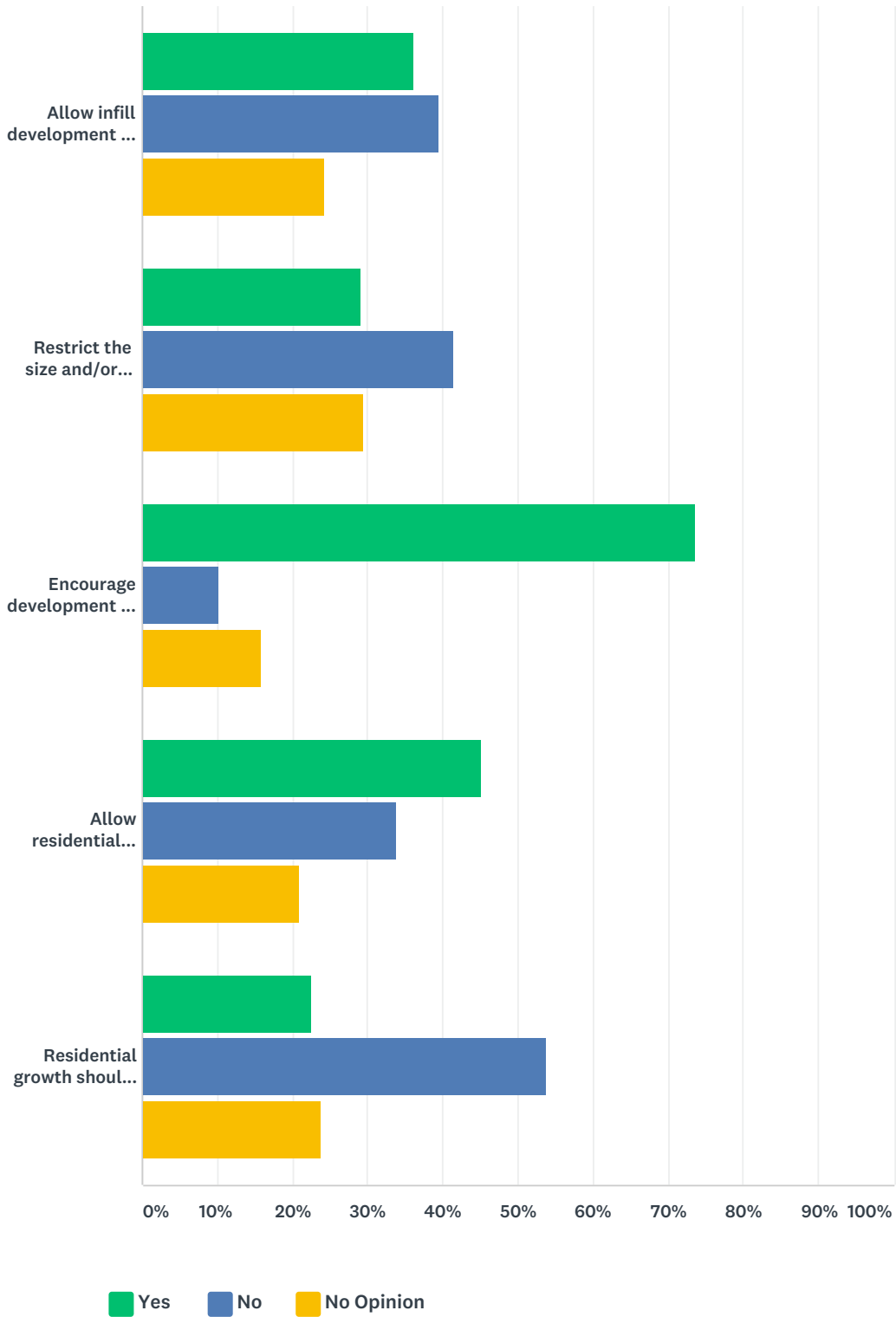
Glynn County Comprehensive Plan



	MORE	LESS	SAME	DON'T KNOW	TOTAL
Single-family residential	51.21% 487	2.94% 28	19.77% 188	26.08% 248	951
Apartments	32.88% 312	18.44% 175	21.50% 204	27.19% 258	949
Town homes	37.96% 358	10.92% 103	22.59% 213	28.53% 269	943
Condos	33.44% 316	12.49% 118	22.96% 217	31.11% 294	945
Mixed use residential	36.56% 344	13.92% 131	17.53% 165	31.99% 301	941
Mobile homes	4.90% 46	52.08% 489	16.40% 154	26.62% 250	939

Q35 Please rank how you think the County should address future residential development on the mainland over the next 20 years?

Answered: 953 Skipped: 174



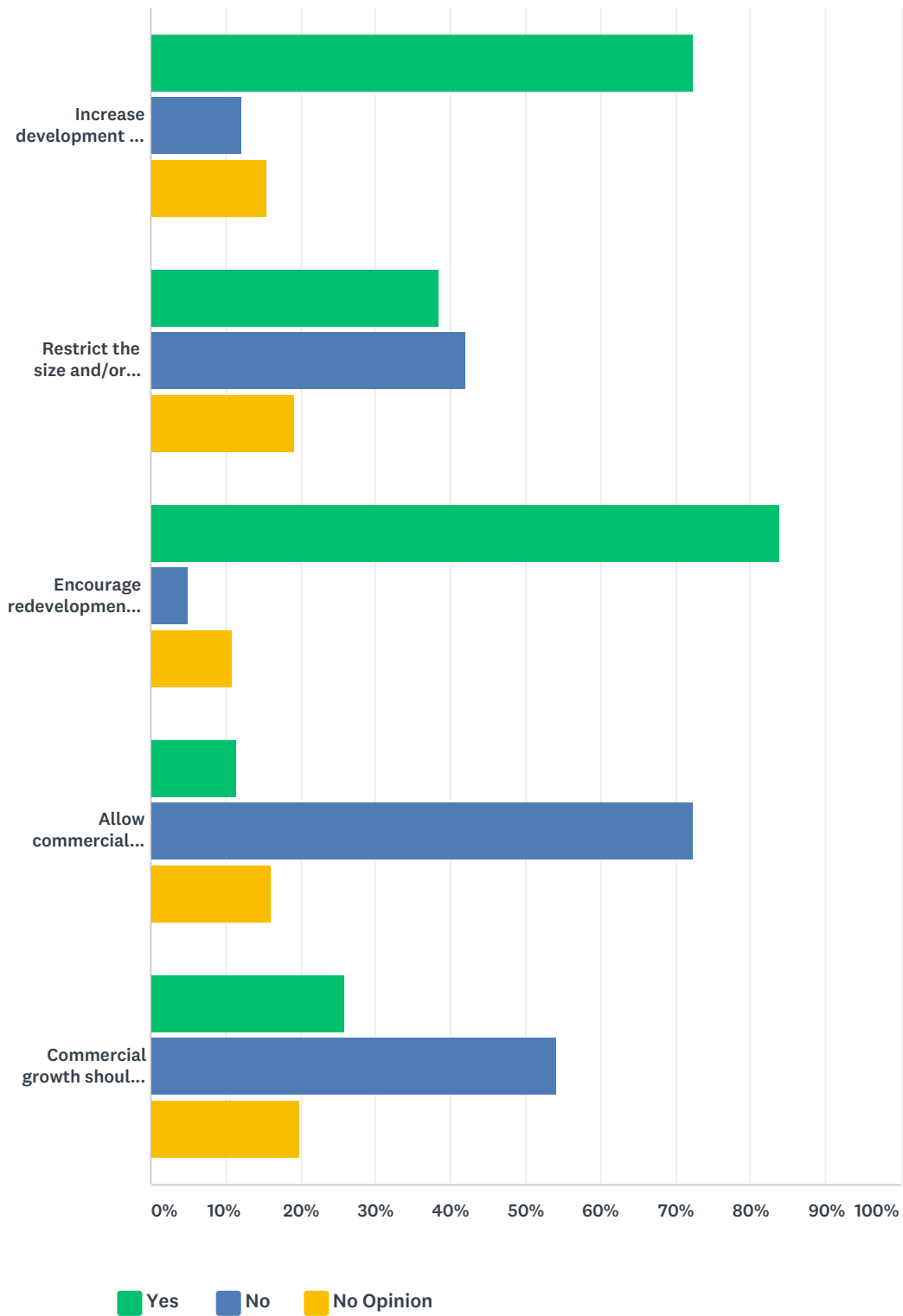
YES	NO	NO OPINION	TOTAL
-----	----	------------	-------

Glynn County Comprehensive Plan

Allow infill development and increase density in existing residential areas	36.15% 342	39.53% 374	24.31% 230	946
Restrict the size and/or location of guest houses	29.07% 275	41.33% 391	29.60% 280	946
Encourage development of vacant and under-utilized property	73.73% 696	10.28% 97	16.00% 151	944
Allow residential development mixed with commercial development along major corridors	45.14% 427	33.93% 321	20.93% 198	946
Residential growth should be limited	22.58% 212	53.67% 504	23.75% 223	939

Q36 Please rate how you think the County should address future commercial development on the mainland over the next 20 years?

Answered: 946 Skipped: 181



YES	NO	NO OPINION	TOTAL
-----	----	------------	-------

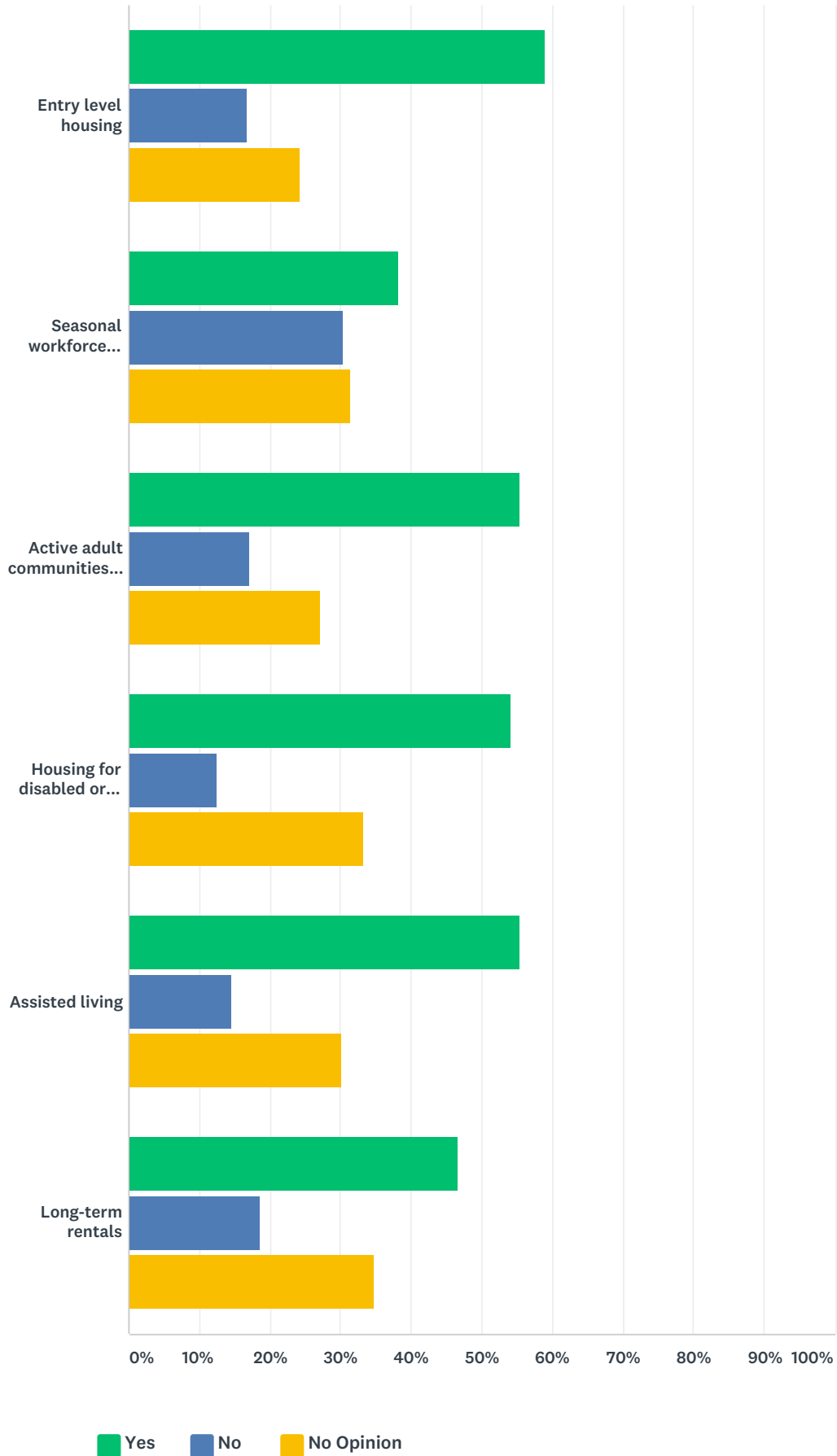
Glynn County Comprehensive Plan

Increase development in existing commercial areas	72.36% 678	12.17% 114	15.47% 145	937
Restrict the size and/or location of future commercial development	38.57% 361	42.09% 394	19.34% 181	936
Encourage redevelopment of vacant and under-utilized commercial property	83.95% 790	5.10% 48	10.95% 103	941
Allow commercial development in residential areas	11.57% 109	72.29% 681	16.14% 152	942
Commercial growth should be limited	25.99% 243	54.12% 506	19.89% 186	935

Q37 Do you feel there is a need for more of the following housing options on the mainland?

Answered: 944 Skipped: 183

Glynn County Comprehensive Plan



■ Yes
 ■ No
 ■ No Opinion

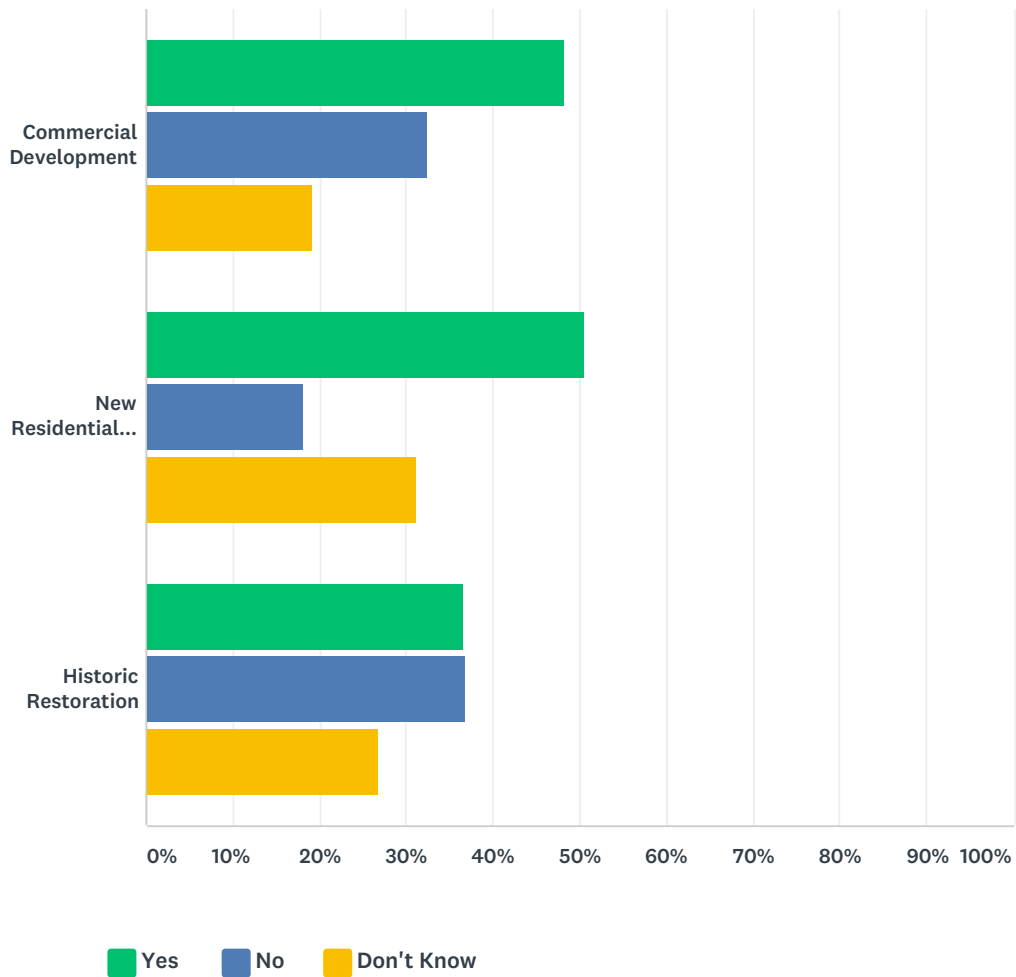
	YES	NO	NO OPINION	TOTAL
--	-----	----	------------	-------

Glynn County Comprehensive Plan

Entry level housing	59.04% 555	16.70% 157	24.26% 228	940
Seasonal workforce housing	38.30% 357	30.26% 282	31.44% 293	932
Active adult communities (55+)	55.54% 521	17.16% 161	27.29% 256	938
Housing for disabled or individuals with special needs	54.18% 506	12.63% 118	33.19% 310	934
Assisted living	55.40% 518	14.55% 136	30.05% 281	935
Long-term rentals	46.62% 435	18.65% 174	34.73% 324	933

Q38 Are you satisfied with the appearance of the following types of new development on the mainland?

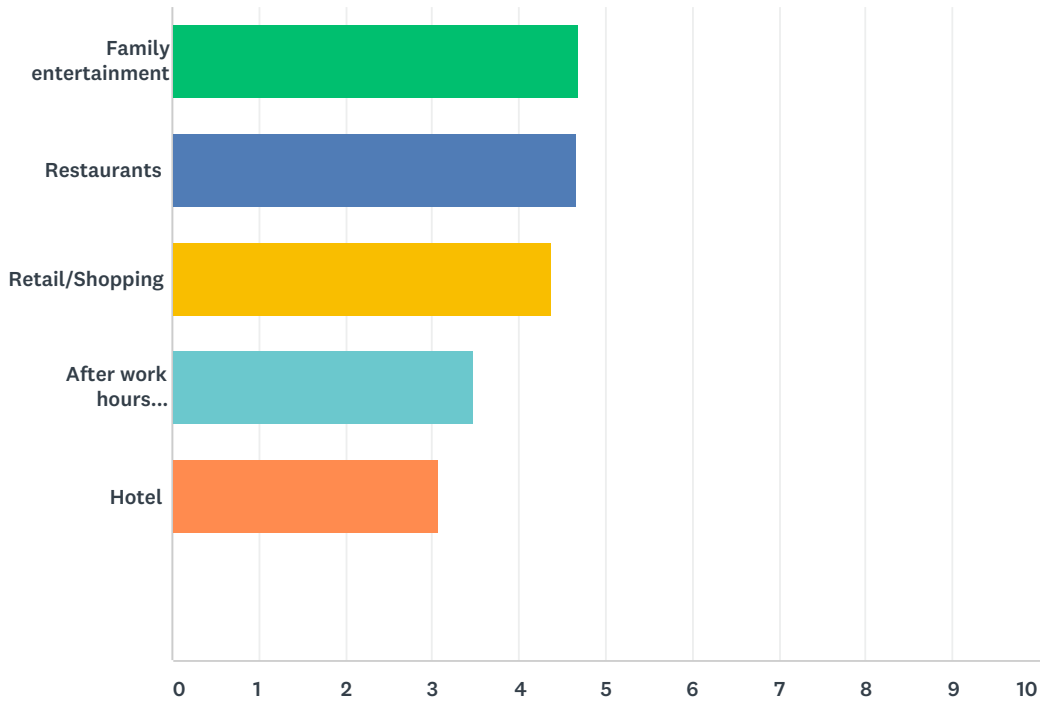
Answered: 937 Skipped: 190



	YES	NO	DON'T KNOW	TOTAL
Commercial Development	48.39% 452	32.33% 302	19.27% 180	934
New Residential Development	50.64% 472	18.13% 169	31.22% 291	932
Historic Restoration	36.53% 339	36.75% 341	26.72% 248	928

Q39 Please rank which service related businesses you feel we need more of on the mainland?

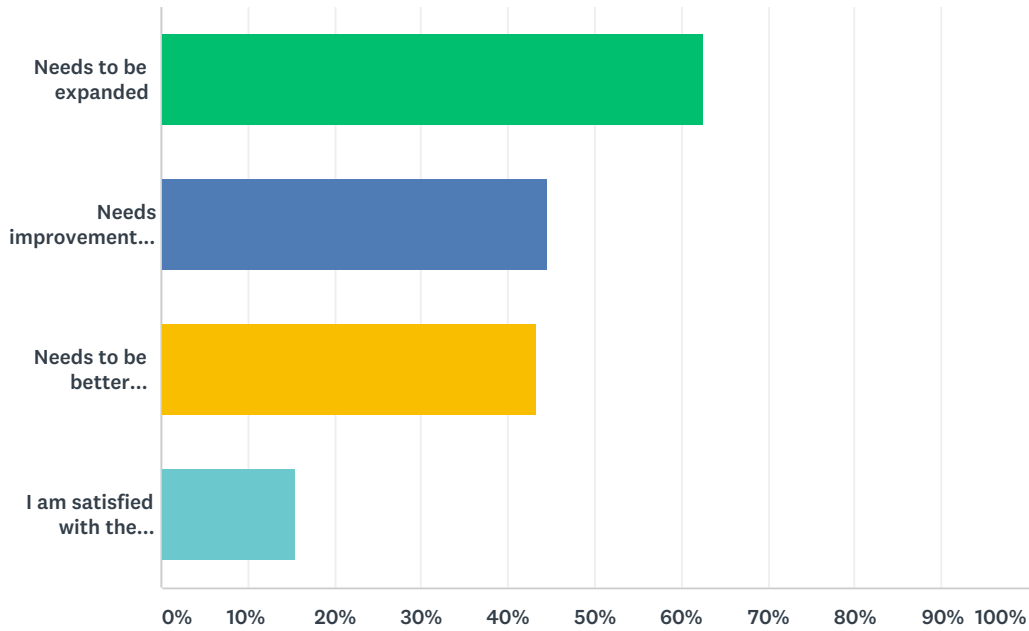
Answered: 847 Skipped: 280



	1	2	3	4	5	6	TOTAL	SCORE
Family entertainment	35.70% 272	20.34% 155	24.54% 187	14.83% 113	4.59% 35	0.00% 0	762	4.68
Restaurants	34.36% 257	23.66% 177	21.52% 161	14.44% 108	6.02% 45	0.00% 0	748	4.66
Retail/Shopping	18.33% 138	32.01% 241	25.63% 193	16.87% 127	7.17% 54	0.00% 0	753	4.37
After work hours entertainment	11.73% 92	17.47% 137	13.27% 104	22.32% 175	35.20% 276	0.00% 0	784	3.48
Hotel	6.63% 50	7.82% 59	16.05% 121	26.13% 197	43.37% 327	0.00% 0	754	3.08

Q40 What is your opinion on the existing sidewalk and trail system on the mainland?

Answered: 880 Skipped: 247



ANSWER CHOICES	RESPONSES	
Needs to be expanded	62.61%	551
Needs improvement (poor condition)	44.55%	392
Needs to be better connectivity	43.41%	382
I am satisfied with the existing network of sidewalk and trails	15.57%	137
Total Respondents: 880		